

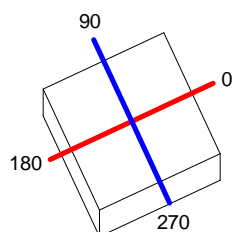
Luminaire

Code 0411
 Name Square hanging lamp M w/gl
Measurem.
 Code 0411
 Name Square hanging lamp M w/gl

Luminaire Flux	906.67 lm	Luminaire Power	18.00 W	Efficacy	50.37 lm/W	Efficiency	46.23%
Lamps Flux	1961.10 lm	Maximum value	320.25 cd/klm	Position	C=0.00 G=0.00	CG	Double Symmetrical
Rectangular Luminaire		Length	190 mm	Width	190 mm	Height	125 mm
Rectangular Luminous Area		Length	190 mm	Width	190 mm	Height	37 mm
Horizontal Luminous Area		0.036100 m2		Emitting area on Plane 180°		0.007030 m2	
Emitting area on Plane 0°		0.007030 m2		Emitting area on Plane 270°		0.007030 m2	
Emitting area on Plane 90°		0.007030 m2		Glare area at 76°		0.015555 m2	
Coordinate system		CG		Symmetry Type		Double Symmetrical	
Date		07-12-2015		Maximum Gamma Angle		90	
Measurement Distance		0.51		Measurement Flux		1961.10 lm	
Operator		Asselum T3		Source voltage		230.00 V	
Temperature		20.00 °C		Source current			
Humidity		56.00 %		Photocell		Czibula Grundmann	
Notes							

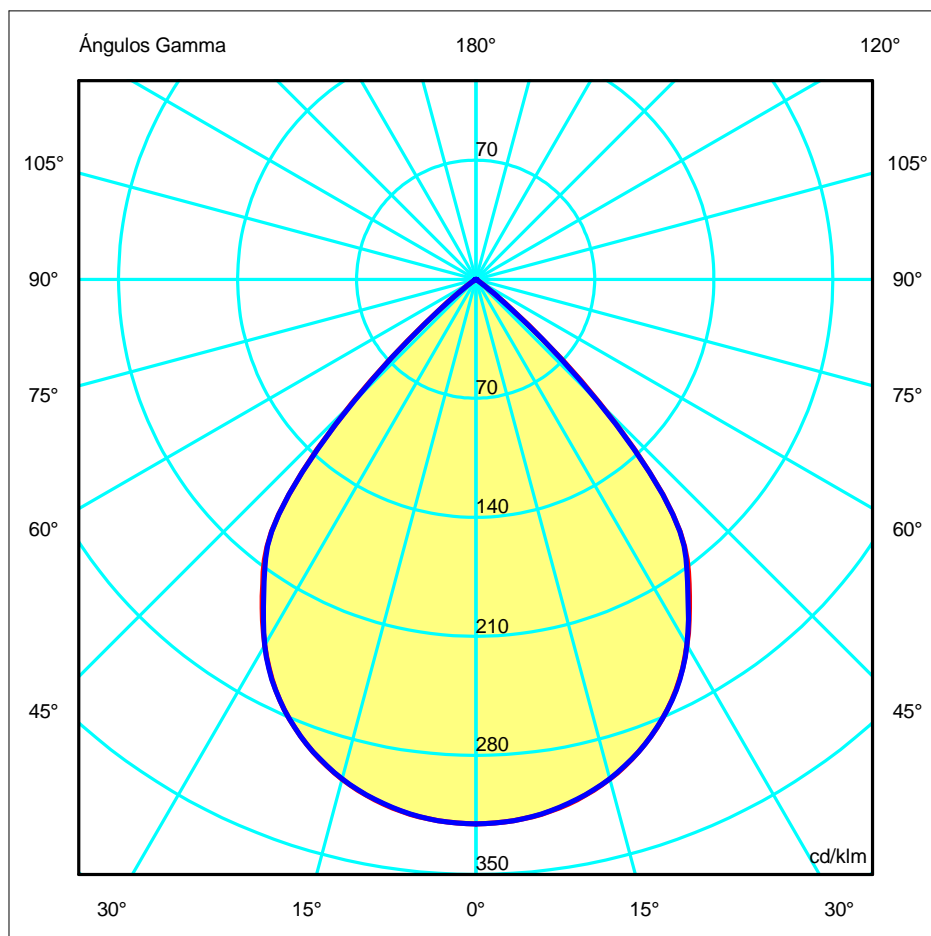
Line		Code		Luminaire Lamps		Flux [lm]	Pow. [W]	Q.ty
- VIBIA		4 led 350mA 4.48W		Name Lámpara 4 leds 4.48W		1961.10	18.00	1
C.I.E.	84 100 100 100 46			D DIN 5040	A60			
F UTE	0.46 A			B NBN	BZ 1			

190mm x 190mm


Semiplanos C

180.0 — 0.0
 270.0 — 90.0

ULOR 0.00 %
 DLOR 46.23 %
 RN 0.00 %



Luminaire

Code 0411

Name Square hanging lamp M w/gl

Measur.

Code 0411

Name Square hanging lamp M w/gl

Luminaire Flux	906.67 lm	Luminaire Power	18.00 W	Efficacy	50.37 lm/W	Efficiency	46.23%
Lamps Flux	1961.10 lm	Maximum value	320.25 cd/klm	Position	C=0.00 G=0.00	CG	Double Symmetrical

Luminous Intensity Table cd/klm Table 1/1

	C 0.00	C 15.00	C 30.00	C 45.00	C 60.00	C 75.00	C 90.00
G 0.0	320.25	320.25	320.25	320.25	320.25	320.25	320.25
G 5.0	318.49	318.51	318.52	318.44	318.11	318.43	318.41
G 10.0	313.23	313.10	313.29	313.25	312.98	313.10	312.96
G 15.0	304.19	304.27	304.00	304.11	303.89	304.07	303.96
G 20.0	290.92	290.51	290.81	290.87	290.78	291.04	290.80
G 25.0	272.83	272.80	271.99	272.42	272.29	273.10	272.99
G 30.0	248.38	248.55	247.11	247.11	247.17	248.26	248.34
G 35.0	218.58	217.28	215.54	215.14	215.39	217.14	216.98
G 40.0	180.54	180.60	177.51	177.53	177.90	180.18	180.29
G 45.0	103.10	101.75	101.06	100.55	99.98	102.35	100.81
G 50.0	29.86	28.63	25.71	26.46	25.72	28.18	28.04
G 55.0	4.64	4.52	4.43	4.46	4.42	4.69	4.52
G 60.0	0.68	0.68	0.68	0.70	0.70	0.70	0.69
G 65.0	0.44	0.45	0.46	0.47	0.47	0.47	0.47
G 70.0	0.33	0.33	0.34	0.35	0.35	0.35	0.35
G 75.0	0.29	0.29	0.30	0.31	0.31	0.32	0.33
G 80.0	0.30	0.30	0.30	0.31	0.32	0.34	0.34
G 85.0	0.34	0.33	0.34	0.35	0.36	0.38	0.39
G 90.0	0.40	0.39	0.40	0.40	0.42	0.45	0.46

Luminaire

Code 0411

Name Square hanging lamp M w/gl

Measurem.

Code 0411

Name Square hanging lamp M w/gl

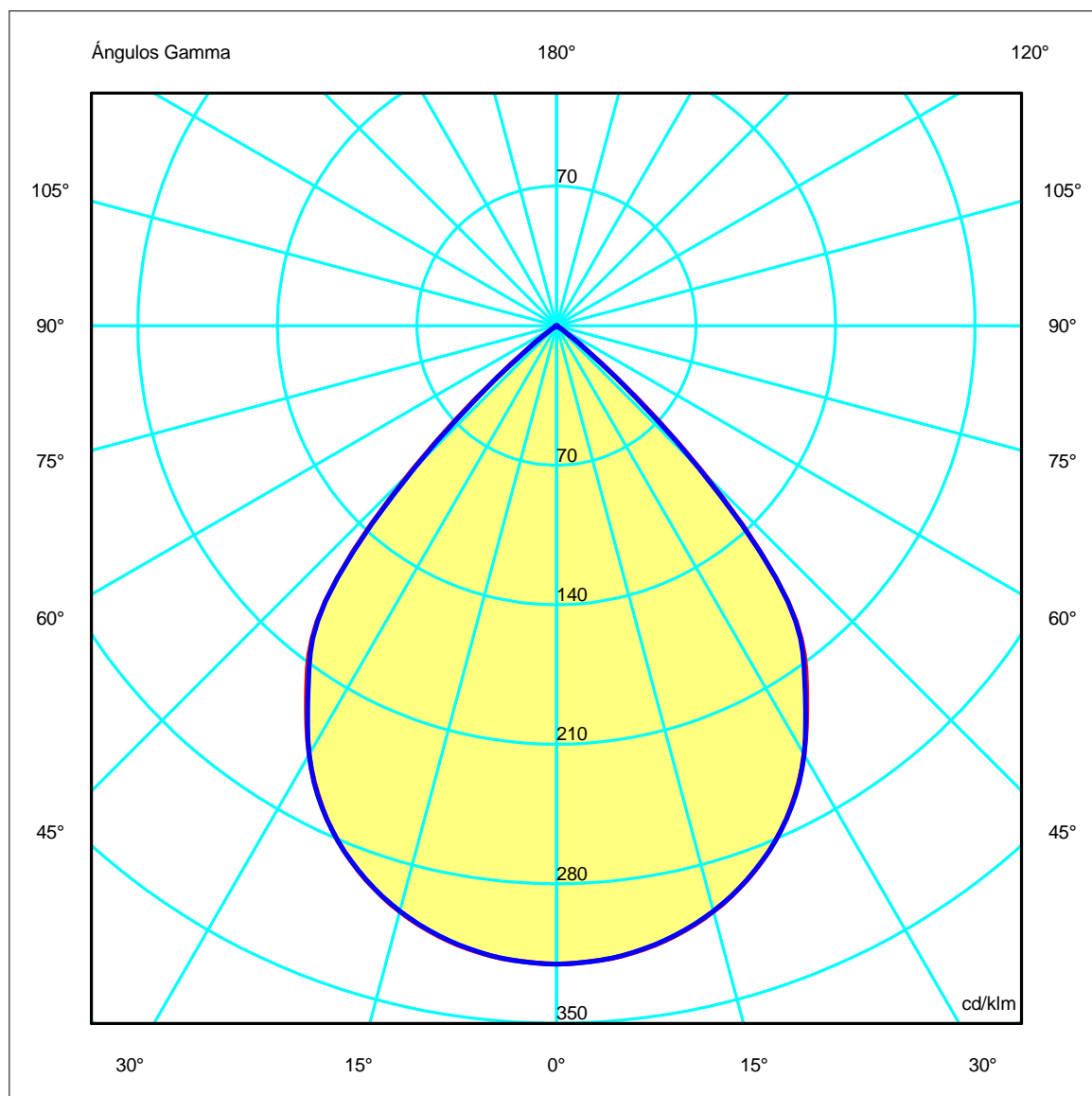
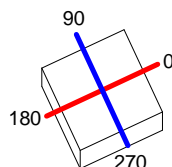
Luminaire Flux	906.67 lm	Luminaire Power	18.00 W	Efficacy	50.37 lm/W	Efficiency	46.23%
Lamps Flux	1961.10 lm	Maximum value	320.25 cd/klm	Position	C=0.00 G=0.00	CG	Double Symmetrical

190mm x 190mm

Semiplanos C

180.0 ————— 0.0

270.0 ————— 90.0



Luminaire

Code 0411

Name Square hanging lamp M w/gl

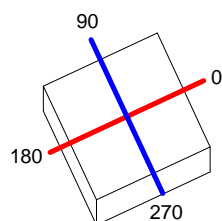
Measurem.

Code 0411

Name Square hanging lamp M w/gl

Luminaire Flux	906.67 lm	Luminaire Power	18.00 W	Efficacy	50.37 lm/W	Efficiency	46.23%
Lamps Flux	1961.10 lm	Maximum value	320.25 cd/klm	Position	C=0.00 G=0.00	CG	Double Symmetrical

190mm x 190mm



Semiplanos C

 180.0 ————— 0.0
 270.0 ————— 90.0


Luminaire

Code 0411
Name Square hanging lamp M w/gl
Measur.
Code 0411
Name Square hanging lamp M w/gl

Luminaire Flux	906.67 lm	Luminaire Power	18.00 W	Efficacy	50.37 lm/W	Efficiency	46.23%
Lamps Flux	1961.10 lm	Maximum value	320.25 cd/klm	Position	C=0.00 G=0.00	CG	Double Symmetrical

Flujo Total=1961.10 Flujo Luminaria=906.67

RI	0.60	0.80	1.00	1.25	1.50	2.00	2.50	3.00	4.00	5.00	10.00	20.00
DRR	0.60	0.67	0.73	0.78	0.82	0.88	0.91	0.93	0.95	0.96	0.98	1.00
RC	-	-	-	-	-	-	-	-	-	-	-	-

Flujo Zonal por 1000 Lúmenes

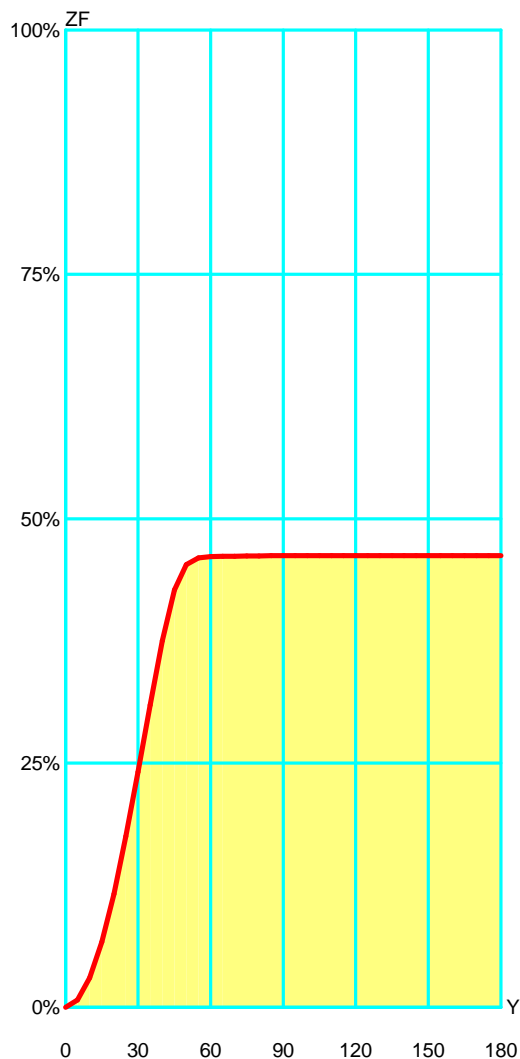
Y°	10	20	30	40	50	60	70	80	90	100	110	120	130	140	150	160	170	180
ZF(Y)	30	116	241	375	453	461	462	462	462	462	462	462	462	462	462	462	462	462

Códigos de Flujo C.I.E.

84 100 100 100 46

C.I.E. -/-/-/-/-/-/-/-/-
D DIN 5040 A60
F UTE 0.46 A
B NBN BZ 1
RN 0.00000 %
BLF 1.0

LOR 46.23285 %
ULOR 0.00000 %
DLOR 46.23285 %
UFF 0.00000 %
DFF 100.00000 %
FFR 0.00000 %



Flujo Zonal				
Gamma °	Flujo	Suma lm	Flujo [%]	Suma [%]
0°	0.00	0.00	0.00%	0.00 %
5°	7.64	7.64	1.65 %	1.65 %
10°	22.59	30.23	4.89 %	6.54 %
15°	36.61	66.84	7.92 %	14.46 %
20°	49.03	115.87	10.60 %	25.06 %
25°	59.09	174.96	12.78 %	37.84 %
30°	65.85	240.81	14.24 %	52.09 %
35°	68.35	309.15	14.78 %	66.87 %
40°	65.97	375.12	14.27 %	81.14 %
45°	51.90	427.02	11.23 %	92.36 %
50°	25.98	453.00	5.62 %	97.98 %
55°	6.91	459.91	1.50 %	99.48 %
60°	1.20	461.12	0.26 %	99.74 %
65°	0.28	461.40	0.06 %	99.80 %
70°	0.20	461.60	0.04 %	99.84 %
75°	0.17	461.77	0.04 %	99.88 %
80°	0.17	461.94	0.04 %	99.92 %
85°	0.18	462.12	0.04 %	99.95 %
90°	0.21	462.33	0.05 %	100.00 %
95°	0.00	462.33	0.00 %	100.00 %
100°	0.00	462.33	0.00 %	100.00 %
105°	0.00	462.33	0.00 %	100.00 %
110°	0.00	462.33	0.00 %	100.00 %
115°	0.00	462.33	0.00 %	100.00 %
120°	0.00	462.33	0.00 %	100.00 %
125°	0.00	462.33	0.00 %	100.00 %
130°	0.00	462.33	0.00 %	100.00 %
135°	0.00	462.33	0.00 %	100.00 %
140°	0.00	462.33	0.00 %	100.00 %
145°	0.00	462.33	0.00 %	100.00 %
150°	0.00	462.33	0.00 %	100.00 %
155°	0.00	462.33	0.00 %	100.00 %
160°	0.00	462.33	0.00 %	100.00 %
165°	0.00	462.33	0.00 %	100.00 %
170°	0.00	462.33	0.00 %	100.00 %
175°	0.00	462.33	0.00 %	100.00 %
180°	0.00	462.33	0.00 %	100.00 %

Luminaire

Code 0411

Name Square hanging lamp M w/gl

Measurement

Code 0411

Name Square hanging lamp M w/gl

Luminaire Flux	906.67 lm	Luminaire Power	18.00 W	Efficacy	50.37 lm/W	Efficiency	46.23%
Lamps Flux	1961.10 lm	Maximum value	320.25 cd/klm	Position	C=0.00 G=0.00	CG	Double Symmetrical

UGR
S = 0.250

Reflectancies										
Ceiling/Cavity	0.7	0.7	0.5	0.5	0.3	0.7	0.7	0.5	0.5	0.3
Walls	0.5	0.3	0.5	0.3	0.3	0.5	0.3	0.5	0.3	0.3
WorkingPlane	0.2	0.2	0.2	0.2	0.2	0.2	0.2	0.2	0.2	0.2
RoomDimensions	ViewedCrosswise					ViewedEndwise				
x=2H y=2H	14.8	15.6	15.1	15.8	16.0	14.8	15.6	15.0	15.8	16.0
x=2H y=3H	14.7	15.4	15.0	15.7	15.9	14.7	15.4	14.9	15.6	15.9
x=2H y=4H	14.6	15.3	14.9	15.5	15.8	14.6	15.3	14.9	15.5	15.8
x=2H y=6H	14.5	15.1	14.8	15.4	15.7	14.5	15.1	14.8	15.4	15.7
x=2H y=8H	14.5	15.1	14.8	15.4	15.7	14.5	15.1	14.8	15.4	15.7
x=2H y=12H	14.5	15.0	14.8	15.3	15.6	14.5	15.0	14.8	15.3	15.6
x=4H y=2H	14.6	15.3	14.9	15.5	15.8	14.6	15.3	14.9	15.5	15.8
x=4H y=3H	14.5	15.0	14.8	15.3	15.6	14.5	15.0	14.8	15.3	15.6
x=4H y=4H	14.4	14.9	14.8	15.2	15.5	14.4	14.8	14.8	15.2	15.5
x=4H y=6H	14.3	14.7	14.7	15.1	15.4	14.3	14.7	14.7	15.1	15.4
x=4H y=8H	14.3	14.6	14.7	15.0	15.4	14.2	14.6	14.7	15.0	15.4
x=4H y=12H	14.2	14.6	14.6	14.9	15.4	14.2	14.5	14.6	14.9	15.4
x=8H y=4H	14.3	14.6	14.7	15.0	15.4	14.2	14.6	14.7	15.0	15.4
x=8H y=6H	14.2	14.5	14.6	14.9	15.3	14.2	14.5	14.6	14.9	15.3
x=8H y=8H	14.1	14.4	14.6	14.8	15.3	14.1	14.4	14.6	14.8	15.3
x=8H y=12H	14.1	14.3	14.6	14.8	15.3	14.1	14.3	14.6	14.8	15.3
x=12H y=4H	14.2	14.6	14.6	14.9	15.4	14.2	14.5	14.6	14.9	15.4
x=12H y=6H	14.1	14.4	14.6	14.8	15.3	14.1	14.4	14.6	14.8	15.3
x=12H y=8H	14.1	14.3	14.6	14.8	15.3	14.1	14.3	14.6	14.8	15.3

Luminaire

Code 0411

Name Square hanging lamp M w/gl

Measur.

Code 0411

Name Square hanging lamp M w/gl

Luminaire Flux	906.67 lm	Luminaire Power	18.00 W	Efficacy	50.37 lm/W	Efficiency	46.23%
Lamps Flux	1961.10 lm	Maximum value	320.25 cd/klm	Position	C=0.00 G=0.00	CG Double Symmetrical	

Utilizations CIE

Mounting	Direct				Normalization				Normalised				Suspension Ratio/3						Standard CIE Settings					
Ceiling																								
K	8873	8773	8871	8771	7773	7771	7753	7553	7751	7551	7731	7331	7711	7111	5551	5531	5331	5511	5111	3331	3311	1111	0000	
0.60	83	74	54	48	71	46	46	39	29	24	17	13	8	6	23	13	12	7	5	11	6	5	0	
0.80	97	89	57	52	85	50	59	52	33	29	21	16	11	8	27	17	16	10	8	15	8	7	0	
1.00	107	100	56	53	95	50	70	62	35	31	23	19	15	11	29	20	18	13	11	17	11	10	0	
1.25	117	110	55	53	105	50	81	74	37	34	26	22	18	14	32	23	21	16	14	20	14	13	0	
1.50	124	118	55	52	113	50	91	83	38	36	29	25	21	17	34	25	24	19	17	23	17	15	0	
2.00	134	129	52	50	123	49	104	98	40	37	32	29	26	22	35	29	28	23	21	26	21	20	0	
2.50	141	137	51	49	131	48	115	108	41	39	34	32	29	26	37	31	30	27	25	29	25	23	0	
3.00	146	142	49	48	136	47	122	117	41	40	36	34	32	29	38	33	32	29	28	31	28	26	0	
4.00	154	151	49	48	144	47	133	128	43	42	39	37	35	33	40	36	35	33	32	34	31	30	0	
5.00	159	156	49	49	150	47	140	136	44	43	41	39	38	35	41	38	38	36	34	36	34	32	0	
10.00	170	168	49	49	162	48	156	154	46	46	45	44	43	42	44	43	43	42	41	41	40	39	0	
20.00	176	175	49	49	168	48	165	164	48	47	47	47	46	46	46	46	45	45	45	44	44	43	0	
Wall																								
K	8873	8773	8871	8771	7773	7771	7753	7553	7751	7551	7731	7331	7711	7111	5551	5531	5331	5511	5111	3331	3311	1111	0000	
0.60	157	152	120	117	150	116	118	115	93	92	78	77	67	67	91	77	76	67	66	76	66	66	56	
0.80	172	167	125	123	163	121	133	129	101	99	86	85	76	74	97	85	84	75	74	83	74	74	62	
1.00	179	174	123	121	169	119	141	137	102	100	89	87	79	77	98	87	86	78	77	85	77	76	63	
1.25	185	180	122	120	175	117	149	144	103	101	91	89	82	80	98	88	88	80	79	86	79	78	63	
1.50	190	185	120	118	178	116	155	150	103	101	92	90	84	82	98	89	88	82	81	87	80	79	63	
2.00	190	186	110	109	178	106	158	154	97	95	89	86	82	79	92	85	84	79	78	82	77	75	57	
2.50	188	185	102	101	176	99	160	155	91	90	85	83	79	77	86	81	80	76	75	78	73	71	52	
3.00	186	183	95	94	173	92	159	154	85	84	80	78	75	73	81	76	75	72	71	73	69	67	47	
4.00	188	185	91	90	174	87	163	159	83	82	78	77	75	72	78	74	73	71	70	70	68	65	44	
5.00	189	187	88	88	176	85	166	162	81	80	78	76	75	73	76	73	73	71	69	69	67	64	42	
10.00	190	188	80	80	176	77	170	168	75	75	74	73	72	71	70	69	68	67	66	64	63	58	35	
20.00	178	178	64	64	164	61	161	160	61	60	60	59	59	58	55	54	54	54	53	49	49	44	20	
Working Pl.																								
K	8873	8773	8871	8771	7773	7771	7753	7553	7751	7551	7731	7331	7711	7111	5551	5531	5331	5511	5111	3331	3311	1111	0000	
0.60	374	369	349	346	366	344	327	324	315	313	296	294	282	281	312	294	294	281	281	293	281	280	275	
0.80	414	408	381	378	404	376	366	362	349	347	330	328	316	314	345	328	327	315	314	326	314	313	308	
1.00	446	440	406	404	434	401	399	394	377	375	360	357	346	344	372	357	356	344	343	354	343	342	337	
1.25	473	468	427	424	460	421	427	422	400	398	385	382	372	369	394	381	380	369	368	378	368	366	361	
1.50	493	487	440	438	478	434	448	442	416	414	402	399	390	387	410	398	396	387	386	394	385	383	378	
2.00	522	516	460	458	505	454	480	474	440	438	429	426	419	416	433	423	422	415	413	419	412	409	405	
2.50	539	535	471	469	522	465	501	494	454	452	445	442	437	434	447	439	438	432	430	434	428	424	421	
3.00	552	547	478	477	533	472	515	509	464	462	456	453	449	446	456	450	448	444	442	444	439	435	431	
4.00	565	562	485	484	546	479	531	526	473	471	467	464	462	458	464	460	459	455	453	453	449	444	441	
5.00	574	570	489	488	553	483	541	536	478	477	473	471	469	466	469	465	464	462	460	458	455	449	446	
10.00	591	589	496	496	569	491	562	560	488	488	486	484	483	481	479	477	476	475	474	468	467	459	455	
20.00	600	599	500	500	578	495	575	573	494	493	493	492	492	490	484	483	483	482	481	474	473	465	460	

LM53 SHR C0-C180: 1.155 SHR C90-C270: 1.155 SHR Square: 1.190

Luminaire

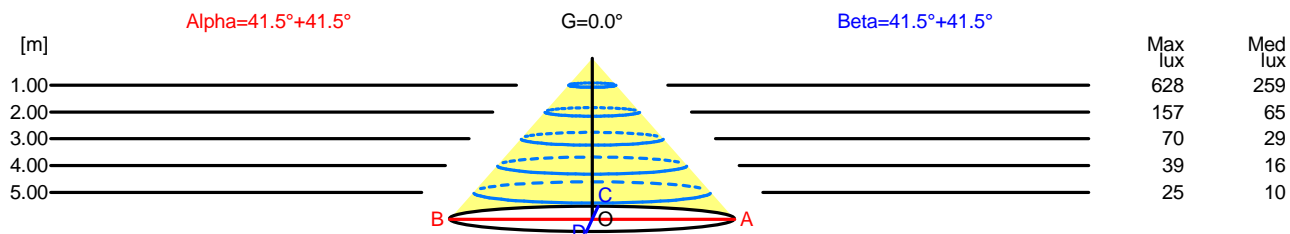
Code 0411
Name Square hanging lamp M w/gl
Measur.
Code 0411
Name Square hanging lamp M w/gl

Luminaire Flux	906.67 lm	Luminaire Power	18.00 W	Efficacy	50.37 lm/W	Efficiency	46.23%
Lamps Flux	1961.10 lm	Maximum value	320.25 cd/klm	Position	C=0.00 G=0.00	CG	Double Symmetrical

Width at 50.00 % of Max Intensity

H[m]	1.00	2.00	3.00	4.00	5.00	H[m]	1.00	2.00	3.00	4.00	5.00
OA	0.89	1.77	2.66	3.54	4.43	OC	0.88	1.77	2.65	3.54	4.42
OB	0.89	1.77	2.66	3.54	4.43	OD	0.88	1.77	2.65	3.54	4.42

	0	5	15	25	35	45	55	65	75	85
OA	628.04	624.58	596.55	535.05	428.65	202.19	9.11	0.87	0.57	0.67
OB	628.04	624.58	596.55	535.05	428.65	202.19	9.11	0.87	0.57	0.67
OC	628.04	624.43	596.09	535.37	425.51	197.69	8.86	0.92	0.64	0.77
OD	628.04	624.43	596.09	535.37	425.51	197.69	8.86	0.92	0.64	0.77



H[m]	D[m]	Max lux	Med lux	Alpha=41.5°+41.5°	G=0.0	
1.00	1.77	628	259			
2.00	3.54	157	65			
3.00	5.31	70	29			
4.00	7.08	39	16			
5.00	8.86	25	10			

H[m]	D[m]	Max lux	Med lux	Beta=41.5°+41.5°	G=0.0	
1.00	1.77	628	259			
2.00	3.54	157	65			
3.00	5.31	70	29			
4.00	7.07	39	16			
5.00	8.84	25	10			

Luminaire

Code 0411

Name Square hanging lamp M w/gl

Measurem.

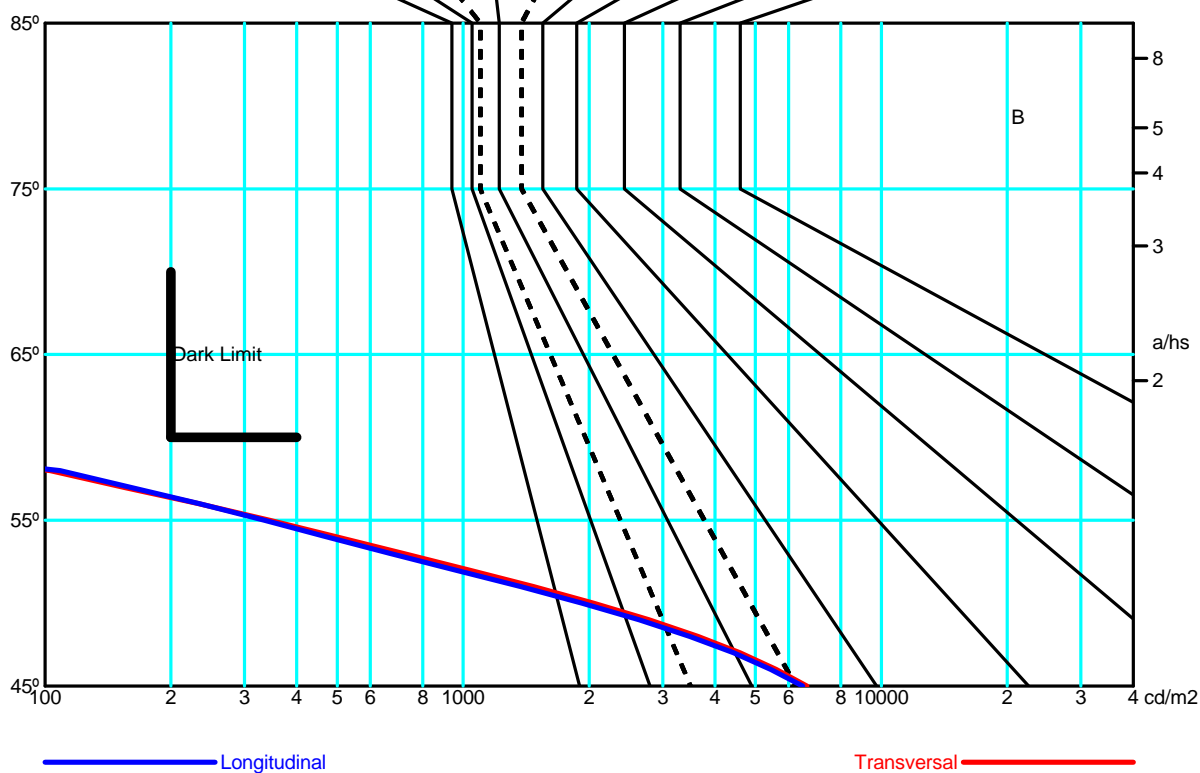
Code 0411

Name Square hanging lamp M w/gl

Luminaire Flux	906.67 lm	Luminaire Power	18.00 W	Efficacy	50.37 lm/W	Efficiency	46.23%
Lamps Flux	1961.10 lm	Maximum value	320.25 cd/klm	Position	C=0.00 G=0.00	CG	Double Symmetrical

Average Luminance [cd/m²]										
	45°	50°	55°	60°	65°	70°	75°	80°	85°	
0.0°	6630	2048	344	55	40	34	36	45	66	---
90.0°	6482	1924	335	56	42	36	40	51	76	---

Flujo montado o vista transversal												
		Iluminancia (lx)										
A	A	2000	1000	750	500		<300					1.15
B	1		2000	1500	1000	750	500	<300				1.5
C					2000		1000	500	<300			1.85
D	2						2000	1000	500	<300		2.2
E	3							2000	1000	500	<300	2.55



Luminaire

Code 0411

Name Square hanging lamp M w/gl

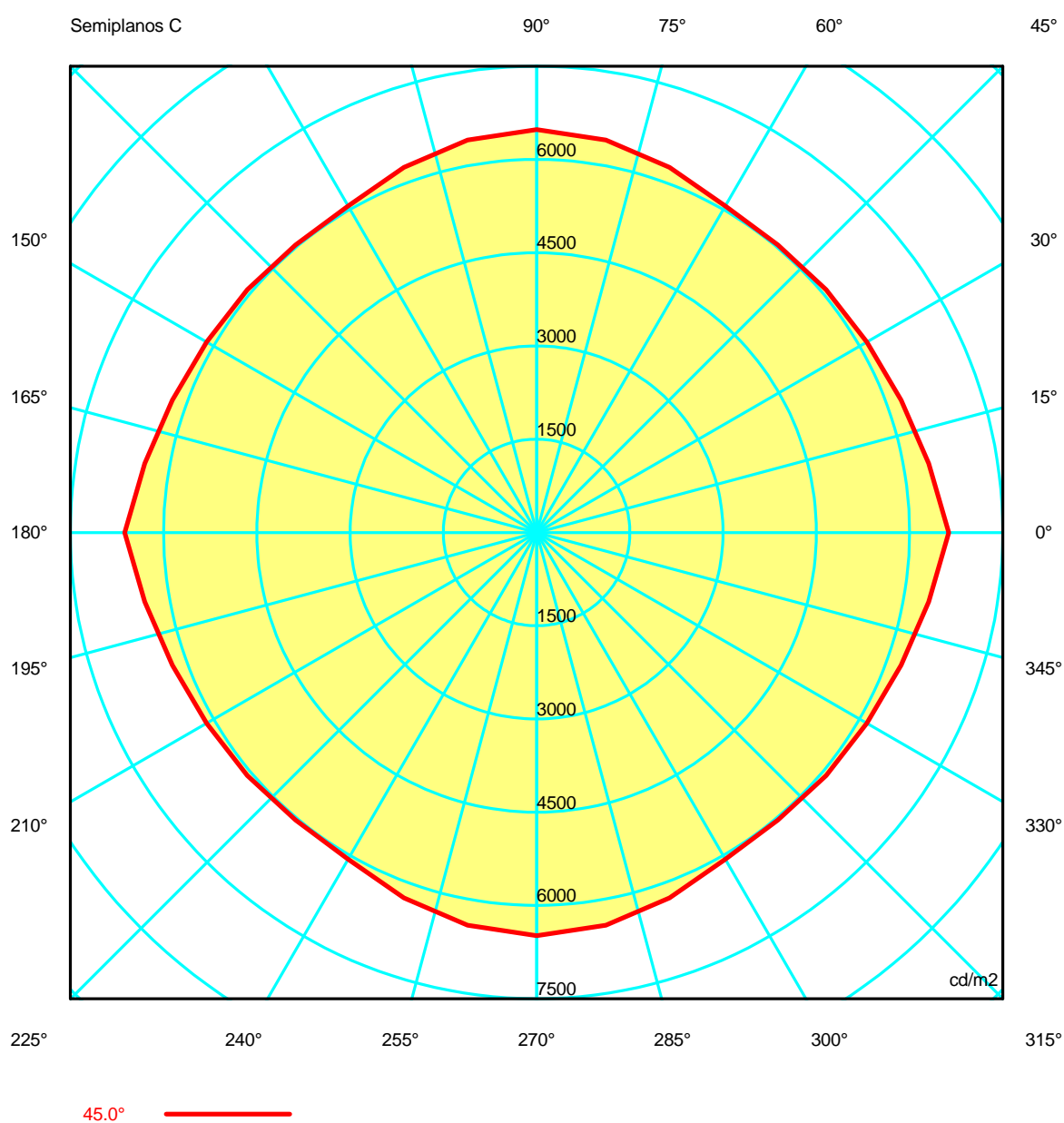
Measurem.

Code 0411

Name Square hanging lamp M w/gl

Luminaire Flux	906.67 lm	Luminaire Power	18.00 W	Efficacy	50.37 lm/W	Efficiency	46.23%
Lamps Flux	1961.10 lm	Maximum value	320.25 cd/klm	Position	C=0.00 G=0.00	CG	Double Symmetrical

Luminance



Luminaire

Code 0411

Name Square hanging lamp M w/gl

Measur.

Code 0411

Name Square hanging lamp M w/gl

Luminaire Flux		906.67 lm		Luminaire Power		18.00 W		Efficacy		50.37 lm/W		Efficiency		46.23%	
Lamps Flux		1961.10 lm		Maximum value		320.25 cd/klm		Position		C=0.00 G=0.00		CG		Double Symmetrical	
Luminance cd/m2														Table 1/3	
	C 0.00	C 10.00	C 20.00	C 30.00	C 40.00	C 50.00	C 60.00	C 70.00	C 80.00	C 90.00	C 100.00	C 110.00	C 120.00		
G 0.0	17397.33	17397.33	17397.33	17397.33	17397.33	17397.33	17397.33	17397.33	17397.33	17397.33	17397.33	17397.33	17397.33		
G 5.0	17076.58	17032.54	16998.03	16974.50	16961.85	16951.05	16952.48	16986.93	17030.93	17072.56	17030.93	16986.93	16952.48		
G 10.0	16704.77	16610.94	16545.77	16507.70	16485.49	16476.70	16491.04	16540.92	16610.19	16690.49	16610.19	16540.92	16491.04		
G 15.0	16259.33	16138.02	16034.70	15959.47	15930.86	15928.82	15953.50	16025.35	16126.53	16246.83	16126.53	16025.35	15953.50		
G 20.0	15704.92	15523.36	15398.78	15327.95	15290.11	15287.04	15326.17	15420.38	15547.49	15698.65	15547.49	15420.38	15326.17		
G 25.0	14992.15	14795.98	14631.25	14504.01	14468.84	14475.40	14520.18	14648.59	14816.06	15000.98	14816.06	14648.59	14520.18		
G 30.0	14005.64	13802.24	13603.04	13437.22	13381.26	13380.21	13440.10	13592.05	13779.72	14003.36	13779.72	13592.05	13440.10		
G 35.0	12756.18	12473.29	12230.91	12049.83	11970.82	11965.53	12041.04	12228.62	12445.83	12662.69	12445.83	12228.62	12041.04		
G 40.0	11004.59	10790.97	10532.36	10291.19	10233.37	10236.09	10313.51	10522.88	10745.92	10989.68	10745.92	10522.88	10313.51		
G 45.0	6629.64	6403.05	6236.75	6132.81	6077.49	6037.15	6067.16	6252.07	6412.67	6482.13	6412.67	6252.07	6067.16		
G 50.0	2048.12	1953.20	1793.76	1650.12	1668.33	1669.69	1650.64	1780.81	1898.26	1923.71	1898.26	1780.81	1650.64		
G 55.0	344.11	326.60	312.52	304.19	303.48	302.58	303.38	322.37	335.77	334.68	335.77	322.37	303.38		
G 60.0	55.00	53.12	51.63	50.90	51.33	51.61	51.79	53.17	54.71	55.94	54.71	53.17	51.79		
G 65.0	40.31	38.76	37.81	37.47	37.67	37.89	38.34	39.50	40.92	42.43	40.92	39.50	38.34		
G 70.0	34.24	32.47	31.35	31.01	31.21	31.59	32.17	33.26	34.69	36.42	34.69	33.26	32.17		
G 75.0	35.58	33.08	31.70	31.27	31.38	31.93	32.98	34.62	36.78	39.54	36.78	34.62	32.98		
G 80.0	44.83	40.83	38.56	37.68	37.59	38.38	40.20	43.02	46.64	51.25	46.64	43.02	40.20		
G 85.0	65.75	58.49	54.15	52.07	51.57	52.61	55.47	60.51	67.14	75.76	67.14	60.51	55.47		
G 90.0	111.01	94.66	85.32	80.70	79.28	80.82	85.86	95.23	108.59	127.86	108.59	95.23	85.86		

Luminaire

Code 0411

Name Square hanging lamp M w/gl

Measur.

Code 0411

Name Square hanging lamp M w/gl

Luminaire Flux	906.67 lm	Luminaire Power	18.00 W	Efficacy	50.37 lm/W	Efficiency	46.23%
Lamps Flux	1961.10 lm	Maximum value	320.25 cd/klm	Position	C=0.00 G=0.00	CG	Double Symmetrical

Luminance cd/m2 Table 2/3

	C 130.00	C 140.00	C 150.00	C 160.00	C 170.00	C 180.00	C 190.00	C 200.00	C 210.00	C 220.00	C 230.00	C 240.00	C 250.00
G 0.0	17397.33	17397.33	17397.33	17397.33	17397.33	17397.33	17397.33	17397.33	17397.33	17397.33	17397.33	17397.33	17397.33
G 5.0	16951.05	16961.85	16974.50	16998.03	17032.54	17076.58	17032.54	16998.03	16974.50	16961.85	16951.05	16952.48	16986.93
G 10.0	16476.70	16485.49	16507.70	16545.77	16610.94	16704.77	16610.94	16545.77	16507.70	16485.49	16476.70	16491.04	16540.92
G 15.0	15928.82	15930.86	15959.47	16034.70	16138.02	16259.33	16138.02	16034.70	15959.47	15930.86	15928.82	15953.50	16025.35
G 20.0	15287.04	15290.11	15327.95	15398.78	15523.36	15704.92	15523.36	15398.78	15327.95	15290.11	15287.04	15326.17	15420.38
G 25.0	14475.40	14468.84	14504.01	14631.25	14795.98	14992.15	14795.98	14631.25	14504.01	14468.84	14475.40	14520.18	14648.59
G 30.0	13380.21	13381.26	13437.22	13603.04	13802.24	14005.64	13802.24	13603.04	13437.22	13381.26	13380.21	13440.10	13592.05
G 35.0	11965.53	11970.82	12049.83	12230.91	12473.29	12756.18	12473.29	12230.91	12049.83	11970.82	11965.53	12041.04	12228.62
G 40.0	10236.09	10233.37	10291.19	10532.36	10790.97	11004.59	10790.97	10532.36	10291.19	10233.37	10236.09	10313.51	10522.88
G 45.0	6037.15	6077.49	6132.81	6236.75	6403.05	6629.64	6403.05	6236.75	6132.81	6077.49	6037.15	6067.16	6252.07
G 50.0	1669.69	1668.33	1650.12	1793.76	1953.20	2048.12	1953.20	1793.76	1650.12	1668.33	1669.69	1650.64	1780.81
G 55.0	302.58	303.48	304.19	312.52	326.60	344.11	326.60	312.52	304.19	303.48	302.58	303.38	322.37
G 60.0	51.61	51.33	50.90	51.63	53.12	55.00	53.12	51.63	50.90	51.33	51.61	51.79	53.17
G 65.0	37.89	37.67	37.47	37.81	38.76	40.31	38.76	37.81	37.47	37.67	37.89	38.34	39.50
G 70.0	31.59	31.21	31.01	31.35	32.47	34.24	32.47	31.35	31.01	31.21	31.59	32.17	33.26
G 75.0	31.93	31.38	31.27	31.70	33.08	35.58	33.08	31.70	31.27	31.38	31.93	32.98	34.62
G 80.0	38.38	37.59	37.68	38.56	40.83	44.83	40.83	38.56	37.68	37.59	38.38	40.20	43.02
G 85.0	52.61	51.57	52.07	54.15	58.49	65.75	58.49	54.15	52.07	51.57	52.61	55.47	60.51
G 90.0	80.82	79.28	80.70	85.32	94.66	111.01	94.66	85.32	80.70	79.28	80.82	85.86	95.23

Luminaire

Code 0411

Name Square hanging lamp M w/gl

Measur.

Code 0411

Name Square hanging lamp M w/gl

Luminaire Flux	906.67 lm	Luminaire Power	18.00 W	Efficacy	50.37 lm/W	Efficiency	46.23%
Lamps Flux	1961.10 lm	Maximum value	320.25 cd/klm	Position	C=0.00 G=0.00	CG Double Symmetrical	

Luminance cd/m2 Table 3/3

	C 260.00	C 270.00	C 280.00	C 290.00	C 300.00	C 310.00	C 320.00	C 330.00	C 340.00	C 350.00
G 0.0	17397.33	17397.33	17397.33	17397.33	17397.33	17397.33	17397.33	17397.33	17397.33	17397.33
G 5.0	17030.93	17072.56	17030.93	16986.93	16952.48	16951.05	16961.85	16974.50	16998.03	17032.54
G 10.0	16610.19	16690.49	16610.19	16540.92	16491.04	16476.70	16485.49	16507.70	16545.77	16610.94
G 15.0	16126.53	16246.83	16126.53	16025.35	15953.50	15928.82	15930.86	15959.47	16034.70	16138.02
G 20.0	15547.49	15698.65	15547.49	15420.38	15326.17	15287.04	15290.11	15327.95	15398.78	15523.36
G 25.0	14816.06	15000.98	14816.06	14648.59	14520.18	14475.40	14468.84	14504.01	14631.25	14795.98
G 30.0	13779.72	14003.36	13779.72	13592.05	13440.10	13380.21	13381.26	13437.22	13603.04	13802.24
G 35.0	12445.83	12662.69	12445.83	12228.62	12041.04	11965.53	11970.82	12049.83	12230.91	12473.29
G 40.0	10745.92	10989.68	10745.92	10522.88	10313.51	10236.09	10233.37	10291.19	10532.36	10790.97
G 45.0	6412.67	6482.13	6412.67	6252.07	6067.16	6037.15	6077.49	6132.81	6236.75	6403.05
G 50.0	1898.26	1923.71	1898.26	1780.81	1650.64	1669.69	1668.33	1650.12	1793.76	1953.20
G 55.0	335.77	334.68	335.77	322.37	303.38	302.58	303.48	304.19	312.52	326.60
G 60.0	54.71	55.94	54.71	53.17	51.79	51.61	51.33	50.90	51.63	53.12
G 65.0	40.92	42.43	40.92	39.50	38.34	37.89	37.67	37.47	37.81	38.76
G 70.0	34.69	36.42	34.69	33.26	32.17	31.59	31.21	31.01	31.35	32.47
G 75.0	36.78	39.54	36.78	34.62	32.98	31.93	31.38	31.27	31.70	33.08
G 80.0	46.64	51.25	46.64	43.02	40.20	38.38	37.59	37.68	38.56	40.83
G 85.0	67.14	75.76	67.14	60.51	55.47	52.61	51.57	52.07	54.15	58.49
G 90.0	108.59	127.86	108.59	95.23	85.86	80.82	79.28	80.70	85.32	94.66