

Luminaria

Código 0840

Nombre Colgante 14 Lineal ALG 2700K

Ensayo

Código

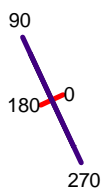
Nombre Colgante 14 Lineal ALG 2700K

Flujo Luminaria	2167.54 lm	Potencia luminaria	43.40 W	Eficacia	49.94 lm/W	Eficiencia	49.58%
Flujo de Lámpara	4371.92 lm	Valor Máximo	122.15 cd/klm	Posición	C=0.00 G=20.00	CG Bisimétrico	
Luminaria Rectangular		Longit.	2971 mm	Anchura	104 mm	Altura	1 mm
Área Luminosa Rectangular		Longit.	2970 mm	Anchura	104 mm	Altura	0 mm
Área Luminosa Horizontal		0.308932 m2		Área Emisión sobre Pl. 180°		0.000000 m2	
Área Emisión sobre Pl. 0°		0.000000 m2		Área Emisión sobre Pl. 270°		0.000000 m2	
Área Emisión sobre Pl. 90°		0.000000 m2		Área de deslumbramiento a 76°		0.074737 m2	
Sist. de Coordén.		CG		Tipo de Simetría		Bisimétrico	
Fecha		29-04-1994		Máximo Ángulo Gamma		180	
Distancia de Ensayo		0.00		Flujo de Ensayo		2167.67 lm	
Operador		Asselum T2		Tensión de alimentación [V]			
Temperatura		25.00 °C		Corriente de alimentación [A]			
Humedad		60.00 %		Fotocélula			
Notas							

Lámparas de la Luminaria

Familia	Código	Nombre	Flujo [lm]	Pot. [W]	Cant.
VIBIA-Algorithm	14 led 1050mA 3,1W	CREE XPG BWT(XPG2) 27K CRI80	4371.92	43.40	1
C.I.E.	41 70 89 86 50	D DIN 5040	B31		
F UTE	0.43 G + 0.07 T	B NBN	BZ 5		

2971mm x 104mm



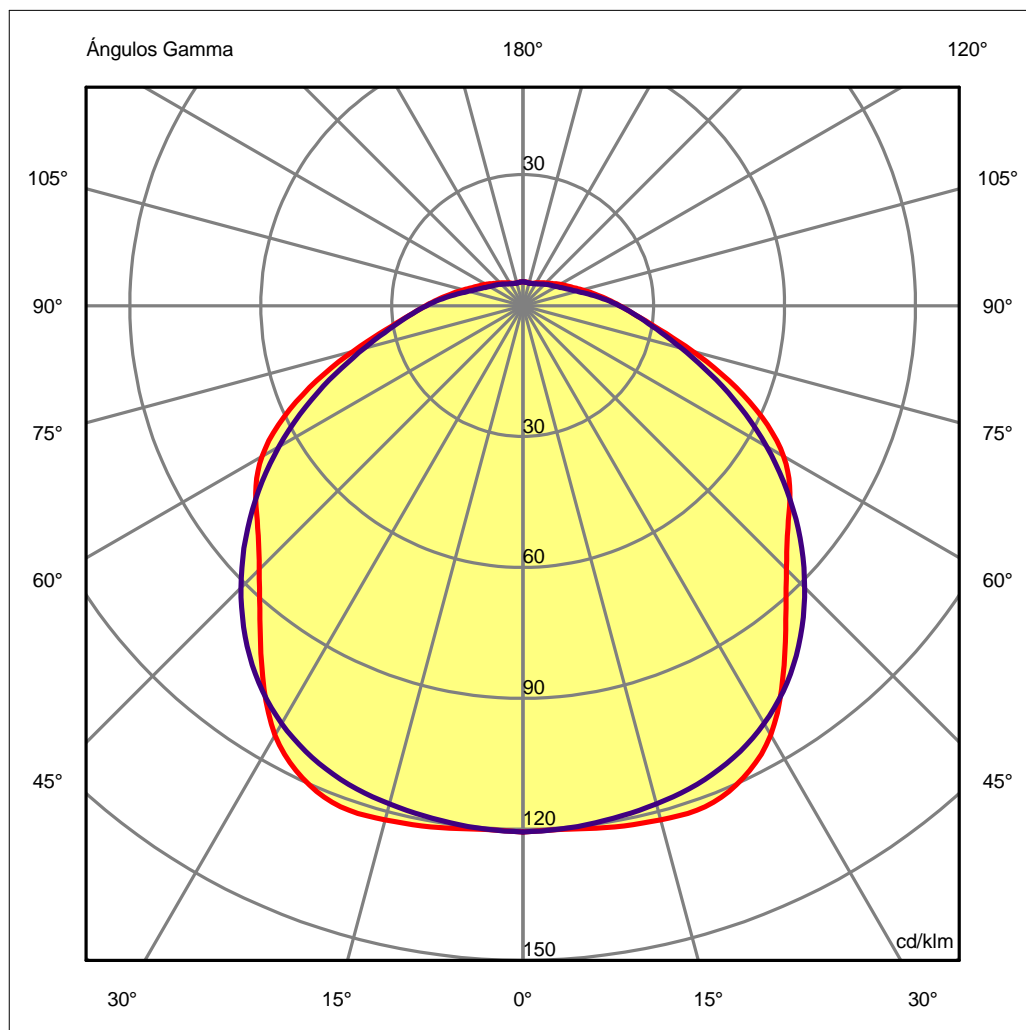
Semiplanos C

180.0 — 0.0
270.0 — 90.0

ULOR 6.80 %

DLOR 42.78 %

RN 13.72 %



Luminaria

Código 0840

Nombre Colgante 14 Lineal ALG 2700K

Ensayo

Código

Nombre Colgante 14 Lineal ALG 2700K

Flujo Luminaria	2167.54 lm	Potencia luminaria	43.40 W	Eficacia	49.94 lm/W	Eficiencia	49.58%
Flujo de Lámpara	4371.92 lm	Valor Máximo	122.15 cd/klm	Posición	C=0.00 G=20.00	CG	Bisimétrico

Tabla de Intensidad Luminosa cd/klm Tabla 1/1

	C 0.00	C 15.00	C 30.00	C 45.00	C 60.00	C 75.00	C 90.00
G 0.0	120.56	120.56	120.56	120.56	120.56	120.56	120.56
G 5.0	120.36	120.32	120.26	120.18	120.13	120.12	120.13
G 10.0	121.26	121.06	120.55	119.93	119.44	119.26	119.25
G 15.0	121.93	121.56	120.71	119.85	118.98	118.28	118.17
G 20.0	122.15	121.65	120.48	119.20	118.10	117.02	116.70
G 25.0	119.42	119.07	118.65	117.54	116.26	115.00	114.20
G 30.0	113.55	113.41	113.63	113.68	113.03	111.52	110.53
G 35.0	103.91	104.40	106.10	107.49	107.83	106.62	105.48
G 40.0	93.73	94.37	96.97	99.47	100.65	100.14	98.95
G 45.0	85.40	85.91	88.07	90.44	91.90	92.17	91.32
G 50.0	79.27	79.48	80.27	81.27	82.39	83.25	82.91
G 55.0	74.70	74.26	73.11	72.42	72.85	73.85	73.91
G 60.0	68.98	68.23	65.71	63.75	63.52	64.15	64.48
G 65.0	60.44	59.98	57.30	55.20	54.56	54.62	54.92
G 70.0	50.28	50.16	48.10	46.80	46.22	45.72	45.68
G 75.0	40.23	40.40	39.29	39.00	38.83	38.08	37.57
G 80.0	31.93	32.36	31.93	32.20	32.59	31.93	31.12
G 85.0	26.22	26.72	26.36	26.62	27.41	27.06	26.15
G 90.0	22.23	22.91	22.21	22.19	23.16	23.04	22.08
G 95.0	19.00	19.91	18.89	18.66	19.67	19.56	18.43
G100.0	16.27	17.17	16.08	15.82	16.74	16.54	15.24
G105.0	14.02	14.63	13.75	13.53	14.24	14.02	12.77
G110.0	12.22	12.47	11.89	11.67	12.16	11.98	11.02
G115.0	10.89	10.84	10.45	10.16	10.47	10.35	9.74
G120.0	9.79	9.63	9.32	8.96	9.15	9.10	8.78
G125.0	8.79	8.68	8.44	8.05	8.15	8.19	8.07
G130.0	7.96	7.93	7.74	7.40	7.39	7.51	7.49
G135.0	7.35	7.33	7.17	6.89	6.82	6.93	6.95
G140.0	6.87	6.83	6.67	6.46	6.40	6.46	6.45
G145.0	6.43	6.36	6.19	6.08	6.09	6.10	6.07
G150.0	6.01	5.91	5.79	5.79	5.83	5.84	5.79
G155.0	5.65	5.56	5.52	5.53	5.59	5.64	5.57
G160.0	5.47	5.42	5.35	5.37	5.46	5.47	5.43
G165.0	5.41	5.37	5.33	5.35	5.39	5.37	5.36
G170.0	5.45	5.43	5.41	5.38	5.37	5.37	5.37
G175.0	5.45	5.44	5.44	5.43	5.43	5.44	5.44
G180.0	5.49	5.49	5.49	5.49	5.49	5.49	5.49

Luminaria

Código 0840

Nombre Colgante 14 Lineal ALG 2700K

Ensayo

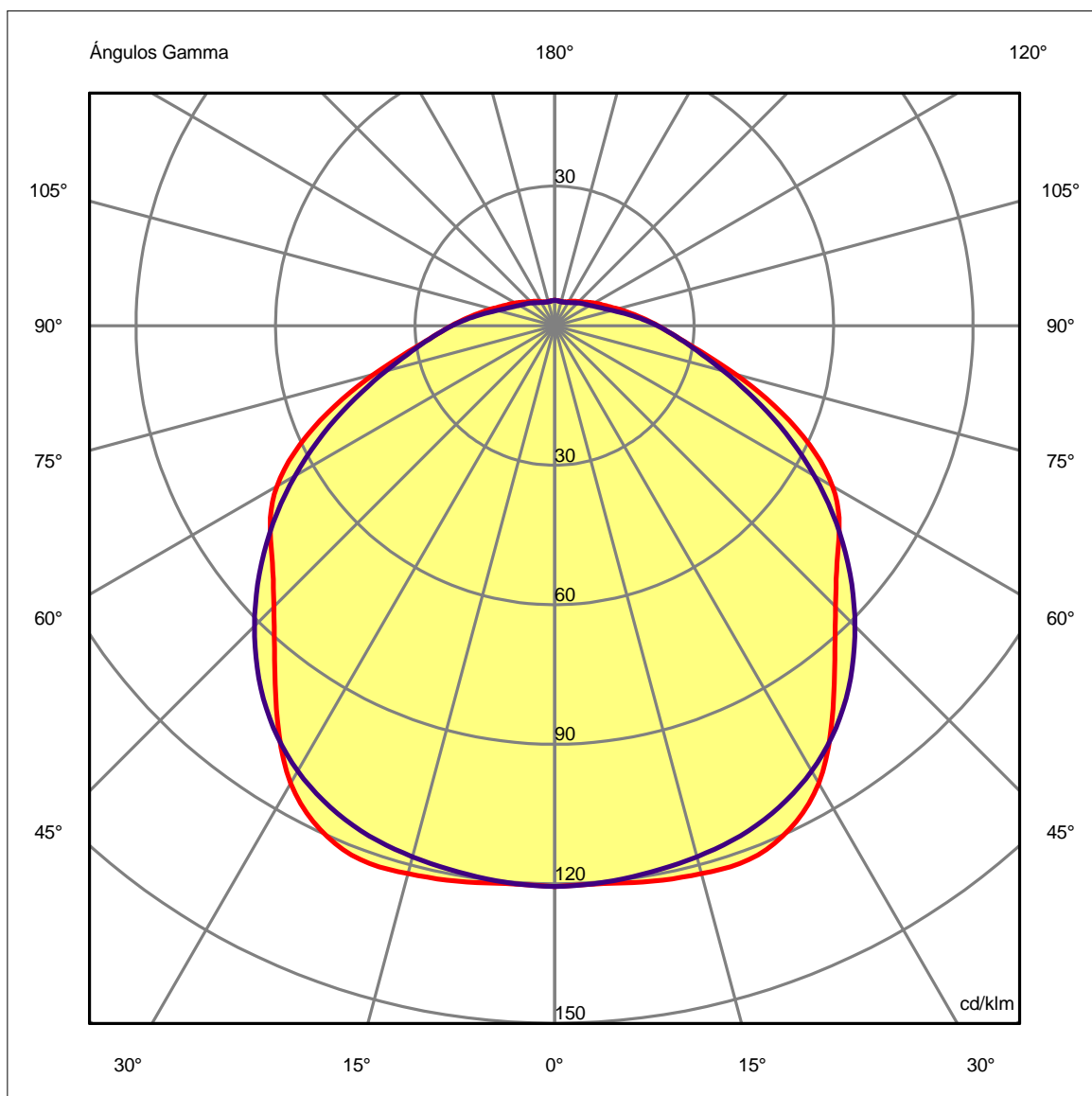
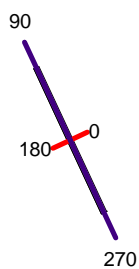
Código

Nombre Colgante 14 Lineal ALG 2700K

Flujo Luminaria	2167.54 lm	Potencia luminaria	43.40 W	Eficacia	49.94 lm/W	Eficiencia	49.58%
Flujo de Lámpara	4371.92 lm	Valor Máximo	122.15 cd/klm	Posición	C=0.00 G=20.00	CG	Bisimétrico

2971mm x 104mm

Semiplanos C



Luminaria

Código 0840

Nombre Colgante 14 Lineal ALG 2700K

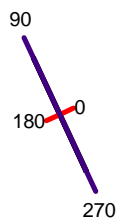
Ensayo

Código

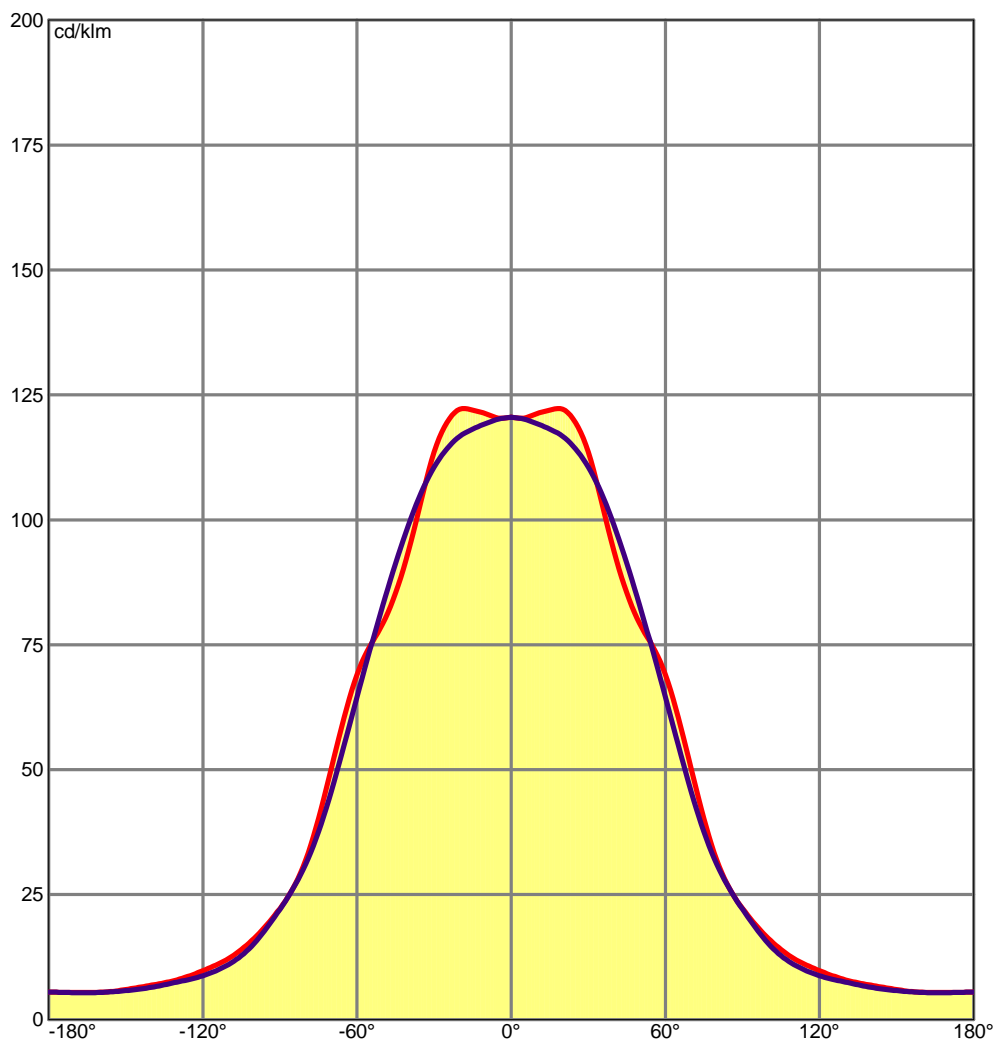
Nombre Colgante 14 Lineal ALG 2700K

Flujo Luminaria	2167.54 lm	Potencia luminaria	43.40 W	Eficacia	49.94 lm/W	Eficiencia	49.58%
Flujo de Lámpara	4371.92 lm	Valor Máximo	122.15 cd/klm	Posición	C=0.00 G=20.00	CG	Bisimétrico

2971mm x 104mm



Semiplanos C

 180.0 ————— 0.0
 270.0 ————— 90.0


Luminaria

Código 0840

Nombre Colgante 14 Lineal ALG 2700K

Ensayo

Código

Nombre Colgante 14 Lineal ALG 2700K

Flujo Luminaria	2167.54 lm	Potencia luminaria	43.40 W	Eficacia	49.94 lm/W	Eficiencia	49.58%
Flujo de Lámpara	4371.92 lm	Valor Máximo	122.15 cd/klm	Posición	C=0.00 G=20.00	CG Bisimétrico	

UGR
S = 0.250

Reflectancies										
Ceiling/Cavity	0.7	0.7	0.5	0.5	0.3	0.7	0.7	0.5	0.5	0.3
Walls	0.5	0.3	0.5	0.3	0.3	0.5	0.3	0.5	0.3	0.3
WorkingPlane	0.2	0.2	0.2	0.2	0.2	0.2	0.2	0.2	0.2	0.2
RoomDimensions	ViewedCrosswise					ViewedEndwise				
x=2H y=2H	13.8	15.0	14.2	15.5	15.8	13.6	14.8	14.1	15.3	15.8
x=2H y=3H	16.0	17.0	16.5	17.6	17.7	15.6	16.7	16.1	17.2	17.7
x=2H y=4H	17.0	18.1	17.5	18.6	18.7	16.6	17.6	17.1	18.1	18.7
x=2H y=6H	18.0	19.0	18.6	19.5	19.7	17.6	18.6	18.2	19.2	19.7
x=2H y=8H	18.5	19.5	19.1	20.1	20.3	18.2	19.2	18.8	19.7	20.3
x=2H y=12H	19.2	20.1	19.8	20.7	21.0	18.9	19.9	19.5	20.4	21.0
x=4H y=2H	14.6	15.6	15.1	16.1	16.6	14.4	15.5	14.9	16.0	16.6
x=4H y=3H	16.9	17.8	17.5	18.4	18.7	16.6	17.5	17.2	18.0	18.7
x=4H y=4H	18.1	18.9	18.7	19.5	19.8	17.8	18.6	18.3	19.1	19.8
x=4H y=6H	19.3	20.1	20.0	20.6	21.0	19.0	19.8	19.7	20.3	21.0
x=4H y=8H	20.0	20.7	20.6	21.3	21.7	19.7	20.4	20.4	21.0	21.7
x=4H y=12H	20.8	21.4	21.4	22.0	22.5	20.6	21.2	21.2	21.8	22.5
x=8H y=4H	18.6	19.3	19.2	19.9	20.3	18.3	19.0	19.0	19.6	20.3
x=8H y=6H	20.1	20.6	20.7	21.3	21.8	19.9	20.4	20.5	21.1	21.8
x=8H y=8H	20.9	21.4	21.6	22.1	22.7	20.7	21.2	21.4	21.9	22.7
x=8H y=12H	21.9	22.3	22.6	23.0	23.7	21.8	22.2	22.5	22.9	23.7
x=12H y=4H	18.7	19.3	19.3	20.0	20.4	18.4	19.1	19.1	19.7	20.4
x=12H y=6H	20.3	20.8	21.0	21.4	22.0	20.1	20.6	20.8	21.2	22.0
x=12H y=8H	21.2	21.7	21.9	22.3	23.0	21.1	21.5	21.8	22.2	23.0

Luminaria

Código 0840

Nombre Colgante 14 Lineal ALG 2700K

Ensayo

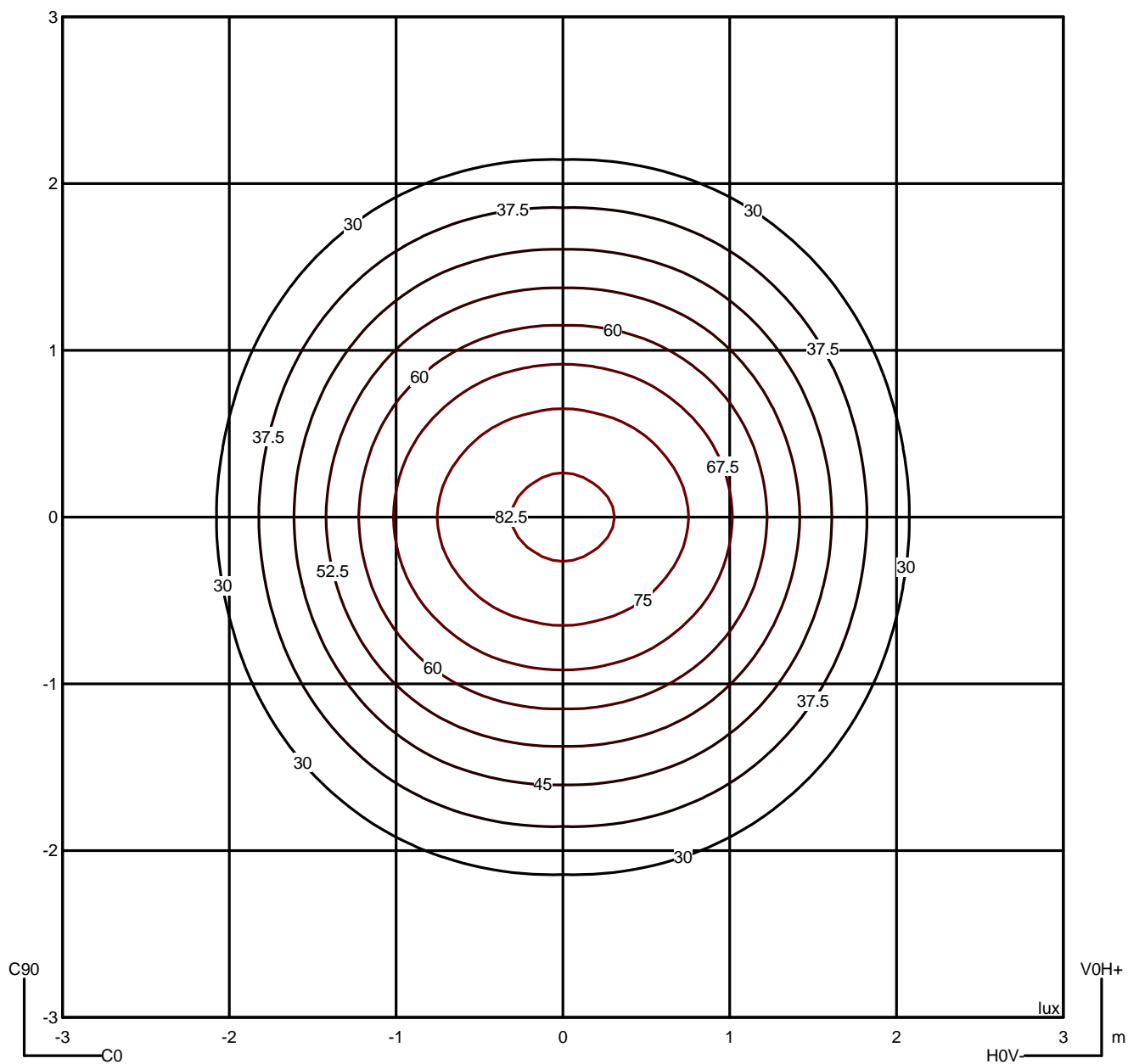
Código

Nombre Colgante 14 Lineal ALG 2700K

Flujo Luminaria	2167.54 lm	Potencia luminaria	43.40 W	Eficacia	49.94 lm/W	Eficiencia	49.58%
Flujo de Lámpara	4371.92 lm	Valor Máximo	122.15 cd/klm	Posición	C=0.00 G=20.00	CG	Bisimétrico

Isolux (Suelo)

Posición Luminaria X=0.00m Y=0.00m Z=2.50m



Luminaria

Código 0840

Nombre Colgante 14 Lineal ALG 2700K

Ensayo

Código

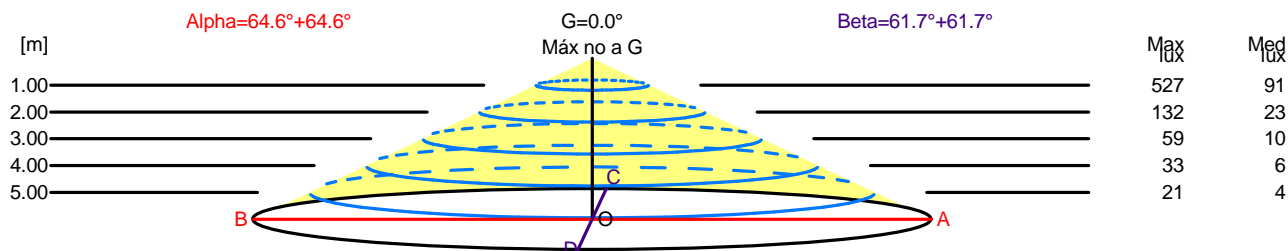
Nombre Colgante 14 Lineal ALG 2700K

Flujo Luminaria	2167.54 lm	Potencia luminaria	43.40 W	Eficacia	49.94 lm/W	Eficiencia	49.58%
Flujo de Lámpara	4371.92 lm	Valor Máximo	122.15 cd/klm	Posición	C=0.00 G=20.00	CG Bisimétrico	

Apertura a 50.00 % de Max Intensidad

H[m]	1.00	2.00	3.00	4.00	5.00	H[m]	1.00	2.00	3.00	4.00	5.00
OA	2.11	4.22	6.33	8.43	10.54	OC	1.86	3.72	5.58	7.44	9.30
OB	2.11	4.22	6.33	8.43	10.54	OD	1.86	3.72	5.58	7.44	9.30

	0	5	15	25	35	45	55	65	75	85
OA	527.07	526.22	533.06	522.09	454.29	373.38	326.58	264.22	175.90	114.65
OB	527.07	526.22	533.06	522.09	454.29	373.38	326.58	264.22	175.90	114.65
OC	527.07	525.19	516.62	499.29	461.14	399.23	323.12	240.09	164.26	114.34
OD	527.07	525.19	516.62	499.29	461.14	399.23	323.12	240.09	164.26	114.34



H[m]	D[m]	Max lux	Med lux	Alpha=64.6°+64.6°	G=0.0 Máx no a G	
1.00	4.22	527	91			
2.00	8.43	132	23			
3.00	12.65	59	10			
4.00	16.87	33	6			
5.00	21.09	21	4			

H[m]	D[m]	Max lux	Med lux	Beta=61.7°+61.7°	G=0.0 Máx no a G	
1.00	3.72	527	91			
2.00	7.44	132	23			
3.00	11.16	59	10			
4.00	14.88	33	6			
5.00	18.61	21	4			