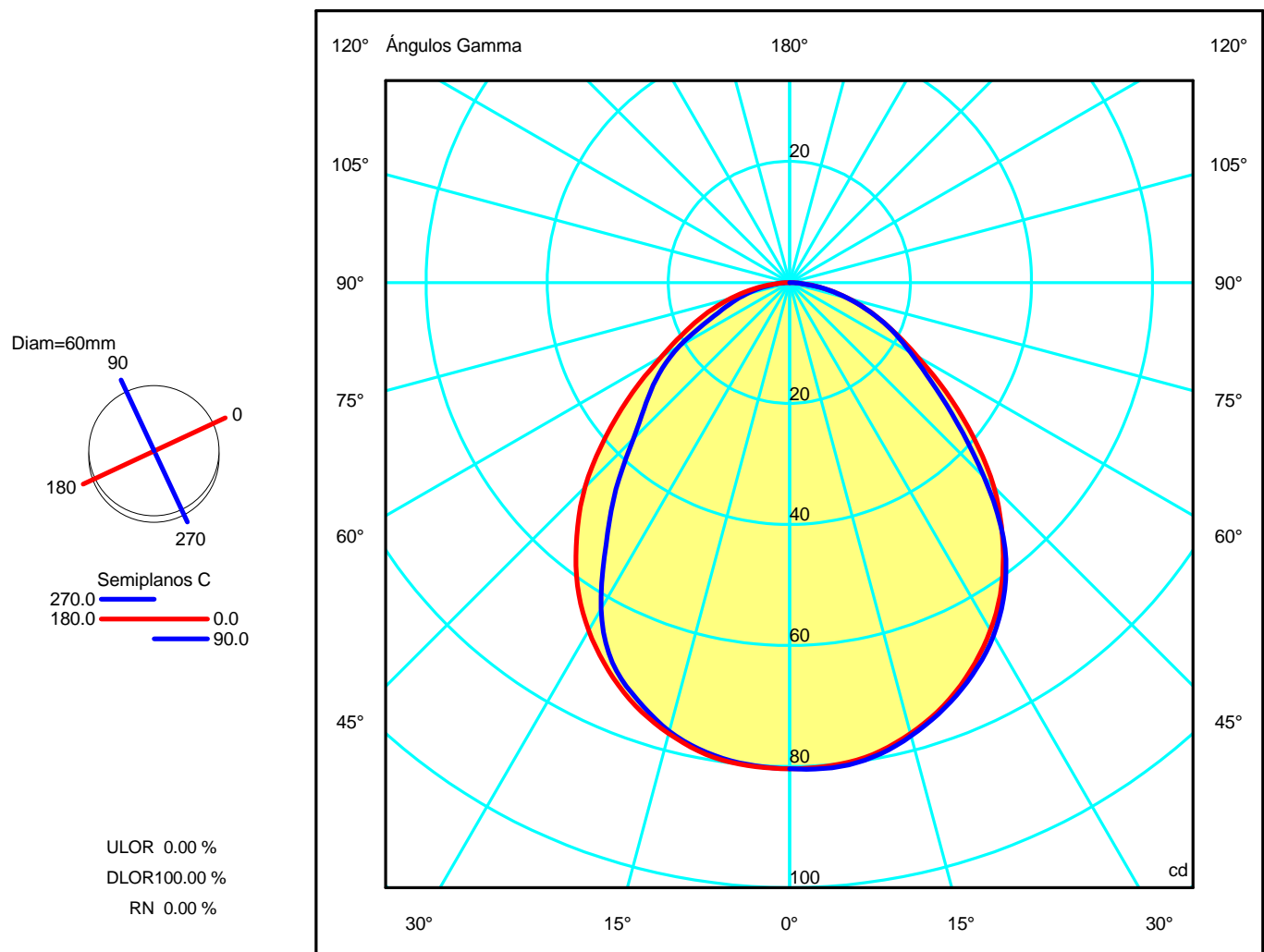


Luminaire									
Code	1675XX/XX								
Name	PIN								
Measur.									
Code									
Name	2700K CRI 90								
Luminaire Flux		192.18 lm	Luminaire Power		6.03 W	Efficacy	31.88 lm/W	Efficiency	100.00%
Sources Flux		192.18 lm	Maximum value		80.54 cd	Position	C=75.00 G=4.00	CG	Sym. on planes 270-90
Round Luminaire			Diam.		60 mm	Height	35 mm		
Round Luminous Area			Diam.		51 mm	Height	0 mm		
Horizontal Luminous Area		0.002043 m2				Emitting area on Plane 180°		0.000000 m2	
Emitting area on Plane 0°		0.000000 m2				Emitting area on Plane 270°		0.000000 m2	
Emitting area on Plane 90°		0.000000 m2				Glare area at 76°		0.000494 m2	
Coordinate system		CG				Symmetry Type		Sym. on planes 270-90	
Date		26-07-2019				Maximum Gamma Angle		90	
Measurement Distance		0.00				Measurement Flux		192.18 lm	
Operator		Asselum T3				Rated Voltage			
Temperature		25.00 °C				Rated Current			
Humidity		60.00 %				Photocell			
Notes									
Luminaire Lamps									
Line	Code		Name		Flux [lm]		Pow. [W]		Q.ty
NICHIA NF2L757GRT-V1F1 sm27	1x 5750175		1x LED 4,5W 350mA		192.18		6.03		1
C.I.E.	54	84	97	100	100	D DIN 5040	A40		
F UTE	1.00	D				B NBN	BZ 4		



Luminaire
 Code 1675XX/XX
 Name PIN
Measur.
 Code
 Name 2700K CRI 90

Luminaire Flux	192.18 lm		Luminaire Power		6.03 W		Efficacy		31.88 lm/W		Efficiency		100.00%	
Sources Flux	192.18 lm		Maximum value		80.54 cd		Position		C=75.00 G=4.00		CG		Sym. on planes 270-90	
Luminous Intensity Table cd Table 1/2														
	C 270.00	C 285.00	C 300.00	C 315.00	C 330.00	C 345.00	C 0.00	C 15.00	C 30.00	C 45.00	C 60.00	C 75.00	C 90.00	
G 0.0	80	80	80	80	80	80	80	80	80	80	80	80	80	
G 1.0	80	80	80	80	80	80	80	80	80	80	80	80	80	
G 2.0	80	80	80	80	80	80	80	80	80	80	80	80	80	
G 3.0	80	80	80	80	80	80	80	80	80	80	80	81	81	
G 4.0	80	80	80	80	80	80	80	80	80	80	80	81	81	
G 5.0	80	80	80	80	80	80	80	80	80	80	80	81	80	
G 6.0	80	80	80	80	80	80	80	80	80	80	80	80	80	
G 7.0	80	80	80	80	80	80	80	80	80	80	80	80	80	
G 8.0	79	79	79	79	79	80	80	80	80	80	80	80	80	
G 9.0	79	79	79	79	79	79	79	80	80	80	80	80	80	
G 10.0	79	79	79	79	79	79	79	79	79	79	80	80	80	
G 11.0	79	79	79	79	79	79	79	79	79	79	79	79	79	
G 12.0	78	78	78	79	78	78	78	79	79	79	79	79	79	
G 13.0	78	78	78	78	78	78	78	78	78	78	79	79	78	
G 14.0	77	77	77	78	77	77	78	78	78	78	78	78	78	
G 15.0	77	77	77	77	77	77	77	77	77	78	78	78	78	
G 16.0	76	76	76	77	76	76	77	77	77	77	77	77	77	
G 17.0	75	76	76	76	76	76	76	76	76	77	77	77	77	
G 18.0	75	75	75	76	75	75	76	76	76	76	76	76	76	
G 19.0	74	74	75	75	75	75	75	75	75	75	75	75	75	
G 20.0	73	74	74	74	74	74	74	75	75	75	75	75	75	
G 21.0	73	73	73	73	74	73	74	74	74	74	74	74	74	
G 22.0	72	72	72	73	73	73	73	73	73	73	73	74	74	
G 23.0	71	71	72	72	72	72	72	72	73	73	73	73	73	
G 24.0	70	70	71	71	71	71	72	72	72	72	72	72	72	
G 25.0	69	70	70	71	71	71	71	71	71	71	71	71	71	
G 26.0	68	69	69	70	70	70	70	70	70	70	70	71	71	
G 27.0	67	68	68	69	69	69	69	69	69	70	70	70	70	
G 28.0	65	66	67	68	68	68	68	68	68	69	69	69	69	
G 29.0	64	65	66	67	67	67	67	67	68	68	68	68	68	
G 30.0	62	64	65	66	66	66	66	67	67	67	67	67	67	
G 31.0	60	62	63	65	65	65	65	65	66	66	66	66	66	
G 32.0	59	60	62	64	64	64	64	64	64	65	65	65	65	
G 33.0	57	58	61	63	63	63	63	63	63	64	64	64	64	
G 34.0	55	56	59	62	62	62	62	62	62	62	63	63	63	
G 35.0	53	54	57	60	61	61	61	61	61	61	62	62	62	
G 36.0	51	52	56	59	60	60	60	60	60	60	60	61	61	
G 37.0	49	51	54	58	59	58	59	59	59	59	59	59	59	
G 38.0	48	49	52	57	58	57	57	57	57	58	58	58	58	
G 39.0	46	47	51	55	56	56	56	56	56	56	56	56	57	
G 40.0	45	46	49	54	55	55	55	55	55	55	55	55	55	
G 41.0	43	44	47	53	54	53	53	53	53	53	53	53	53	
G 42.0	41	42	46	51	52	52	52	52	52	52	51	52	51	
G 43.0	40	41	45	50	51	51	51	50	50	50	50	50	49	
G 44.0	38	39	43	49	50	49	49	49	48	48	48	48	47	
G 45.0	36	38	42	47	48	48	48	47	47	46	46	46	45	
G 46.0	35	36	41	46	47	46	46	46	45	45	44	44	44	
G 47.0	34	35	39	45	46	45	45	44	43	43	42	42	42	
G 48.0	33	34	38	44	44	43	43	42	41	41	41	40	40	
G 49.0	32	32	37	42	43	42	41	41	40	39	39	38	38	
G 50.0	31	31	35	41	41	40	40	39	38	37	37	37	36	
G 51.0	30	30	34	39	39	39	38	37	36	36	35	35	35	
G 52.0	29	29	33	38	38	37	36	36	35	34	33	33	33	
G 53.0	28	28	32	36	36	35	35	34	33	32	32	32	31	
G 54.0	27	28	30	34	35	34	33	32	31	31	30	30	30	
G 55.0	26	27	29	33	33	32	32	31	30	29	29	29	29	
G 56.0	25	26	28	31	31	30	30	29	28	28	28	28	27	
G 57.0	24	25	27	30	30	29	29	28	27	27	26	27	26	
G 58.0	23	24	26	28	28	27	27	26	26	25	25	25	25	
G 59.0	22	23	24	27	27	26	26	25	24	24	24	24	24	
G 60.0	21	22	23	25	25	25	24	24	23	23	23	23	23	
G 61.0	20	21	22	24	24	23	23	23	22	22	22	22	22	
G 62.0	18	20	21	23	22	22	22	22	21	21	21	21	21	
G 63.0	17	19	20	21	21	21	21	21	20	20	20	20	20	
G 64.0	16	18	19	20	20	20	20	20	19	19	19	20	19	
G 65.0	15	17	18	19	19	19	19	19	18	19	18	19	19	
G 66.0	14	16	17	18	18	18	18	18	18	18	17	18	18	
G 67.0	13	15	16	17	17	17	17	17	17	17	17	17	17	
G 68.0	12	14	15	16	16	16	16	16	16	16	16	16	16	
G 69.0	11	13	15	15	15	15	15	15	15	15	15	15	15	
G 70.0	11	12	14	14	14	14	14	14	14	14	14	14	14	
G 71.0	10	12	13	13	13	13	13	13	13	13	13	13	13	
G 72.0	9	11	12	12	12	12	12	12	12	12	12	13	12	

Luminaire

Code 1675XX/XX

Name PIN

Measurem.

Code

Name 2700K CRI 90

Luminaire Flux	192.18 lm	Luminaire Power	6.03 W	Efficacy	31.88 lm/W	Efficiency	100.00%
Sources Flux	192.18 lm	Maximum value	80.54 cd	Position	C=75.00 G=4.00	CG	Sym. on planes 270-90

Luminous Intensity Table cd Table 2/2

	C 270.00	C 285.00	C 300.00	C 315.00	C 330.00	C 345.00	C 0.00	C 15.00	C 30.00	C 45.00	C 60.00	C 75.00	C 90.00
G 73.0	9	10	11	11	11	11	12	12	11	12	12	12	12
G 74.0	8	9	10	11	11	10	11	11	11	11	11	11	11
G 75.0	7	9	10	10	10	10	10	10	10	10	10	10	10
G 76.0	7	8	9	9	9	9	9	9	9	9	9	9	9
G 77.0	6	7	8	8	8	8	8	8	8	8	8	8	8
G 78.0	6	6	7	7	7	7	8	8	7	7	7	7	7
G 79.0	5	6	6	6	6	6	7	7	7	7	7	7	7
G 80.0	4	5	6	6	6	6	6	6	6	6	6	6	6
G 81.0	4	4	5	5	5	5	5	5	5	5	5	5	5
G 82.0	3	4	4	4	4	4	4	4	4	4	4	4	4
G 83.0	3	3	3	3	3	3	4	4	3	3	3	3	3
G 84.0	2	2	3	3	3	3	3	3	3	3	3	3	3
G 85.0	2	2	2	2	2	2	2	2	2	2	2	2	2
G 86.0	1	1	2	1	2	1	2	2	2	2	2	2	1
G 87.0	1	1	1	1	1	1	1	1	1	1	1	1	1
G 88.0	1	1	1	1	1	1	1	1	1	1	1	1	1
G 89.0	0	0	0	0	0	0	0	0	0	0	0	0	0
G 90.0	0	0	0	0	0	0	0	0	0	0	0	0	0

Luminaire

Code 1675XX/XX

Name PIN

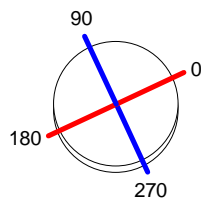
Measurem.

Code

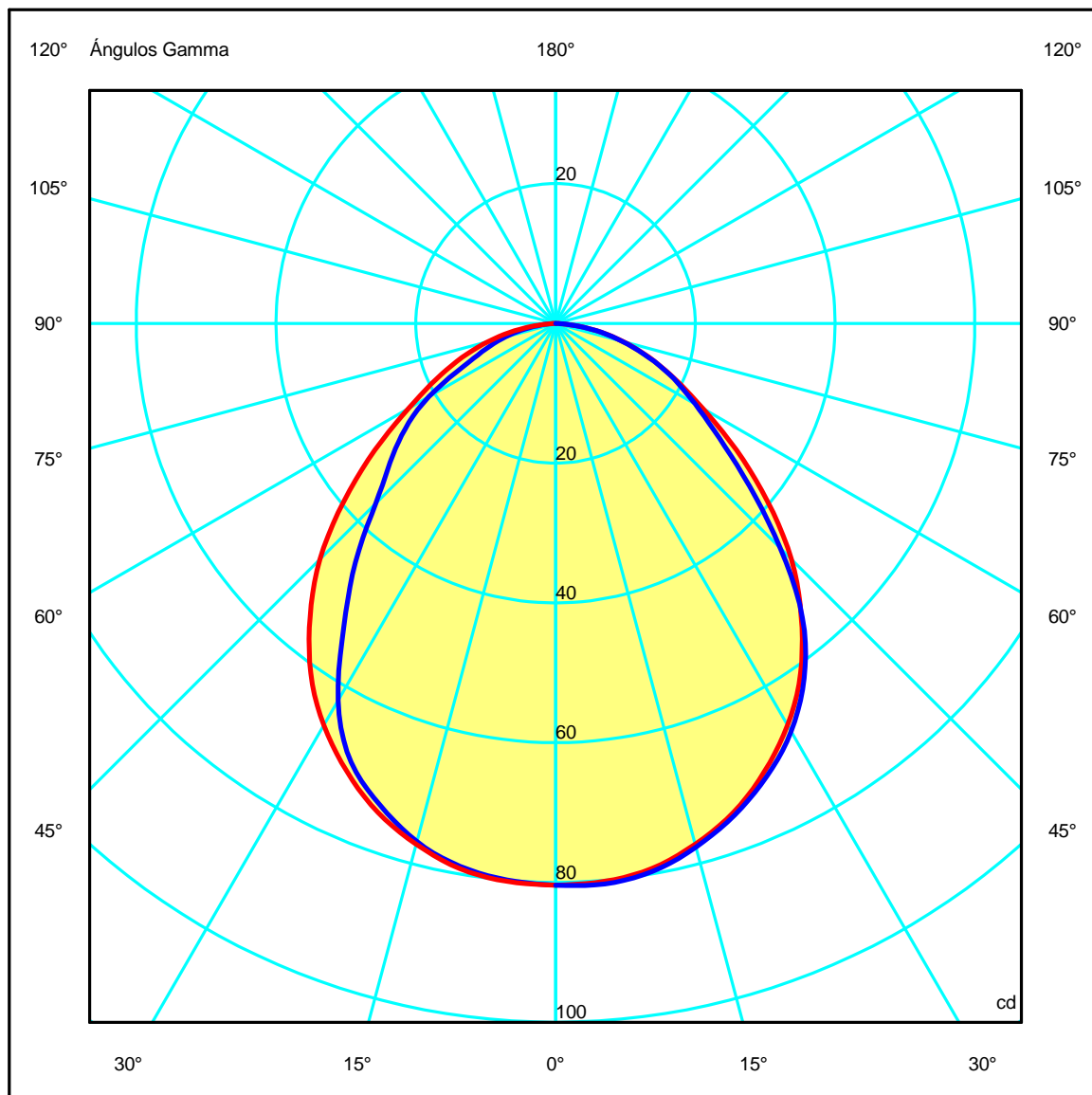
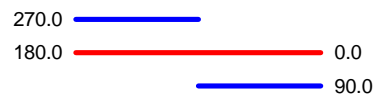
Name 2700K CRI 90

Luminaire Flux	192.18 lm	Luminaire Power	6.03 W	Efficacy	31.88 lm/W	Efficiency	100.00%
Sources Flux	192.18 lm	Maximum value	80.54 cd	Position	C=75.00 G=4.00	CG	Sym. on planes 270-90

Diam=60mm



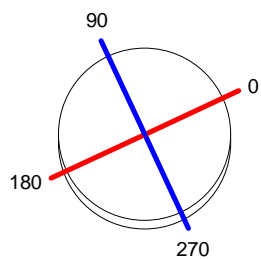
Semiplanos C



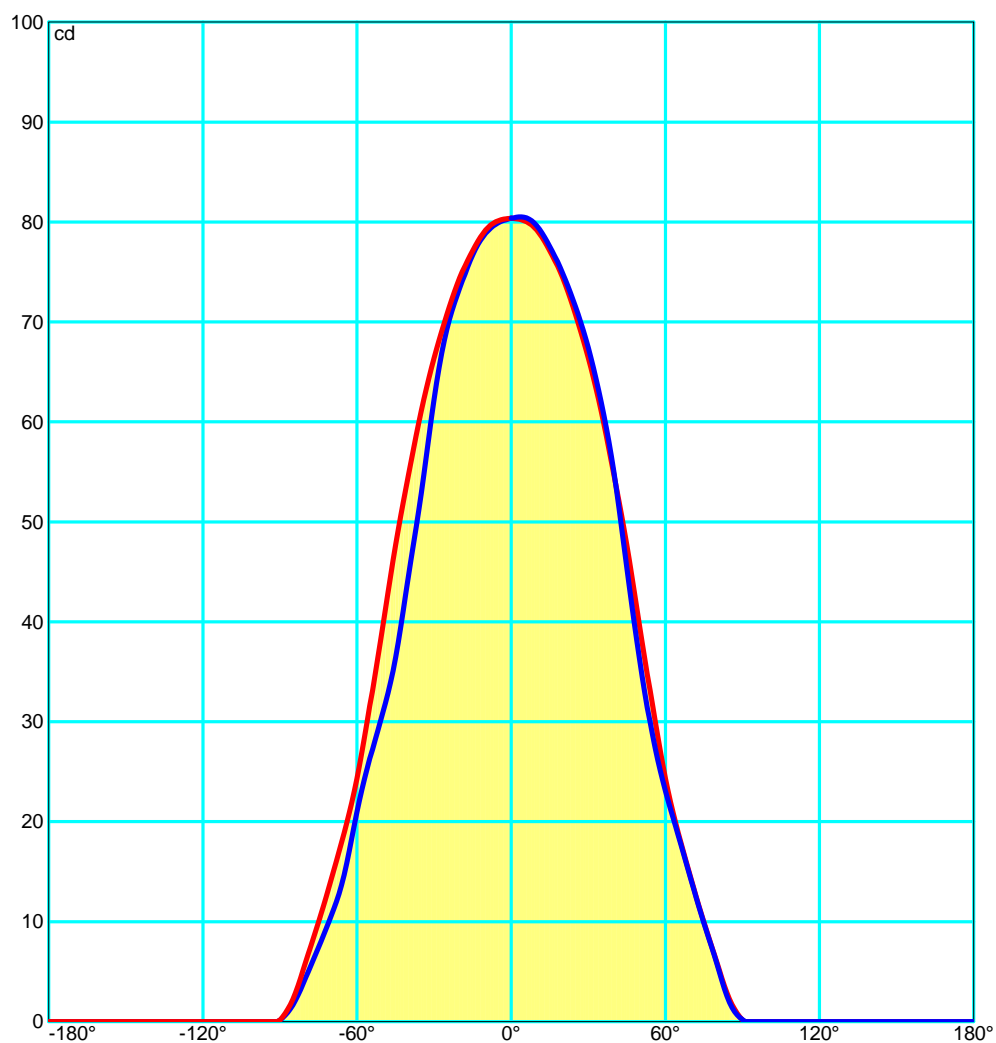
Luminaire
Code 1675XX/XX
Name PIN
Measurem.
Code
Name 2700K CRI 90

Luminaire Flux	192.18 lm	Luminaire Power	6.03 W	Efficacy	31.88 lm/W	Efficiency	100.00%
Sources Flux	192.18 lm	Maximum value	80.54 cd	Position	C=75.00 G=4.00	CG	Sym. on planes 270-90

Diam=60mm



Semiplanos C
270.0 ——— 0.0
180.0 ——— 90.0



Luminaire

Code 1675XX/XX

Name PIN

Measurem.

Code

Name 2700K CRI 90

Luminaire Flux	192.18 lm	Luminaire Power	6.03 W	Efficacy	31.88 lm/W	Efficiency	100.00%
Sources Flux	192.18 lm	Maximum value	80.54 cd	Position	C=75.00 G=4.00	CG	Sym. on planes 270-90

UGR
S = 0.250

Reflectancies										
Ceiling/Cavity	0.7	0.7	0.5	0.5	0.3	0.7	0.7	0.5	0.5	0.3
Walls	0.5	0.3	0.5	0.3	0.3	0.5	0.3	0.5	0.3	0.3
WorkingPlane	0.2	0.2	0.2	0.2	0.2	0.2	0.2	0.2	0.2	0.2
RoomDimensions	Viewed Crosswise					Viewed Endwise				
x=2H y=2H	23.6	24.8	23.9	25.1	25.3	22.8	24.0	23.1	24.3	24.5
x=2H y=3H	24.8	26.0	25.2	26.2	26.5	23.9	25.1	24.3	25.3	25.6
x=2H y=4H	25.4	26.4	25.7	26.7	27.0	24.4	25.4	24.7	25.7	26.0
x=2H y=6H	25.8	26.7	26.1	27.0	27.3	24.7	25.7	25.1	26.0	26.3
x=2H y=8H	25.9	26.8	26.3	27.1	27.5	24.8	25.7	25.2	26.0	26.4
x=2H y=12H	26.0	26.9	26.3	27.2	27.5	24.9	25.7	25.2	26.0	26.4
x=4H y=2H	24.2	25.2	24.5	25.5	25.8	23.6	24.7	23.9	24.9	25.2
x=4H y=3H	25.6	26.5	26.0	26.8	27.2	25.0	25.9	25.4	26.2	26.5
x=4H y=4H	26.3	27.1	26.7	27.4	27.8	25.6	26.4	26.0	26.7	27.1
x=4H y=6H	26.8	27.5	27.2	27.9	28.2	26.0	26.7	26.4	27.1	27.4
x=4H y=8H	27.0	27.6	27.4	28.0	28.4	26.1	26.7	26.6	27.1	27.6
x=4H y=12H	27.1	27.6	27.5	28.0	28.5	26.2	26.7	26.6	27.2	27.6
x=8H y=4H	26.6	27.2	27.0	27.6	28.0	25.9	26.5	26.4	26.9	27.4
x=8H y=6H	27.2	27.7	27.7	28.1	28.6	26.5	27.0	27.0	27.4	27.9
x=8H y=8H	27.4	27.9	27.9	28.3	28.8	26.7	27.1	27.2	27.6	28.1
x=8H y=12H	27.6	28.0	28.1	28.4	28.9	26.8	27.2	27.3	27.7	28.2
x=12H y=4H	26.6	27.1	27.0	27.6	28.0	26.0	26.5	26.4	26.9	27.4
x=12H y=6H	27.3	27.7	27.7	28.2	28.6	26.6	27.0	27.1	27.5	27.9
x=12H y=8H	27.5	27.9	28.0	28.4	28.9	26.8	27.2	27.3	27.6	28.1

Luminaire

Code 1675XX/XX

Name PIN

Measurem.

Code

Name 2700K CRI 90

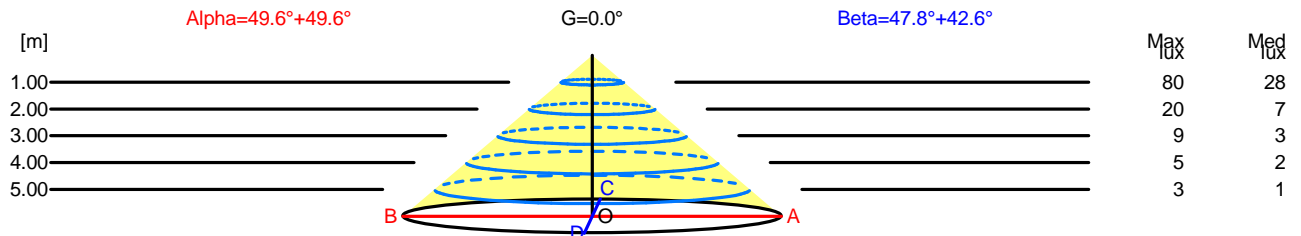
Luminaire Flux	192.18 lm	Luminaire Power	6.03 W	Efficacy	31.88 lm/W	Efficiency	100.00%
Sources Flux	192.18 lm	Maximum value	80.54 cd	Position	C=75.00 G=4.00	CG	Sym. on planes 270-90

Width at 50.00 % of Max Intensity

H[m]	1.00	2.00	3.00	4.00	5.00	H[m]	1.00	2.00	3.00	4.00	5.00
OA	1.18	2.35	3.53	4.71	5.88	OC	1.10	2.20	3.31	4.41	5.51
OB	1.18	2.35	3.53	4.71	5.88	OD	0.92	1.84	2.76	3.68	4.60

Luminous Intensities [cd]

	0	5	15	25	35	45	55	65	75	85
OA	80.36	80.13	77.14	70.73	61.09	47.71	31.59	18.87	9.94	2.24
OB	80.36	80.13	77.14	70.73	61.09	47.71	31.59	18.87	9.94	2.24
OC	80.36	80.48	77.57	71.50	61.99	45.45	28.62	18.61	9.87	1.90
OD	80.36	79.93	76.74	69.26	52.85	36.42	26.31	14.66	7.41	1.66



H[m]	D[m]	Max lux	Med lux	Alpha=49.6°+49.6°	G=0.0	
1.00	2.35	80	28			
2.00	4.71	20	7			
3.00	7.06	9	3			
4.00	9.41	5	2			
5.00	11.77	3	1			

H[m]	D[m]	Max lux	Med lux	Beta=42.6°+47.8°	G=0.0	
1.00	2.02	80	28			
2.00	4.04	20	7			
3.00	6.06	9	3			
4.00	8.09	5	2			
5.00	10.11	3	1			

Luminaire
Code 1675XX/XX
Name PIN
Measur.
Code
Name 2700K CRI 90

Luminaire Flux	192.18 lm	Luminaire Power	6.03 W	Efficacy	31.88 lm/W	Efficiency	100.00%
Sources Flux	192.18 lm	Maximum value	80.54 cd	Position	C=75.00 G=4.00	CG	Sym. on planes 270-90

Flujo Total=192.18 Flujo Luminaria=192.18

RI	0.60	0.80	1.00	1.25	1.50	2.00	2.50	3.00	4.00	5.00	10.00	20.00
DRR	0.36	0.44	0.52	0.59	0.64	0.72	0.77	0.81	0.86	0.88	0.94	0.97
RC	4	4	4	4	4	4	4	4	4	4	4	3

Flujo Zonal por 1000 Lúmenes

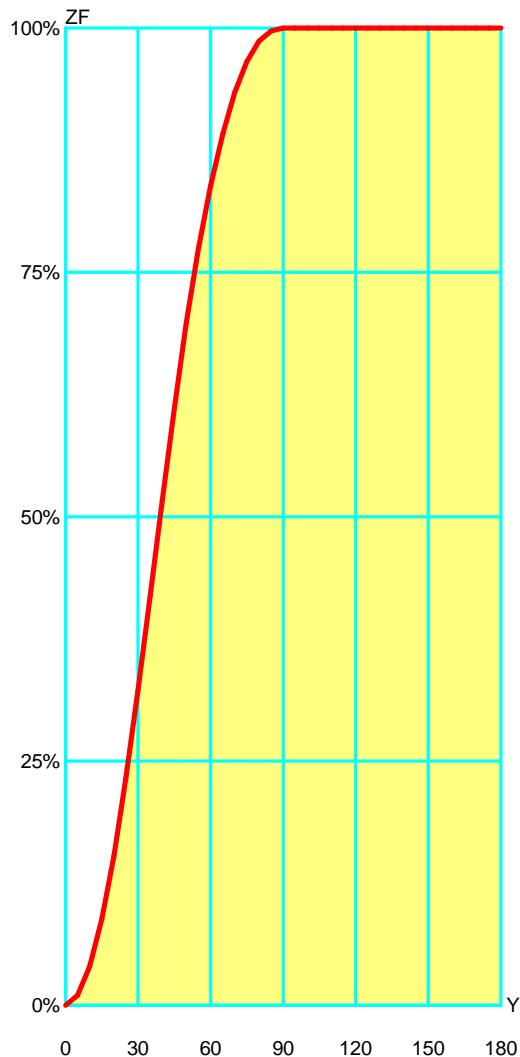
Y°	10	20	30	40	50	60	70	80	90	100	110	120	130	140	150	160	170	180
ZF(Y)	40	153	322	517	699	839	934	987	1000	1000	1000	1000	1000	1000	1000	1000	1000	1000

Códigos de Flujo C.I.E.

54 84 97 100 100

C.I.E. 4/4/4/4/4/4/4/4/4/3
D DIN 5040 A40
F UTE 1.00 D
B NBN BZ 4
RN 0.00000 %
BLF 1.0

LOR 100.00000 %
ULOR 0.00000 %
DLOR 100.00000 %
UFF 0.00000 %
DFF 100.00000 %
FFR 0.00000 %



Flujo Zonal				
Gamma °	Flujo	Suma lm	Flujo [%]	Suma [%]
0°	0.00	0.00	0.00%	0.00 %
5°	9.99	9.99	1.00 %	1.00 %
10°	29.69	39.67	2.97 %	3.97 %
15°	48.31	87.99	4.83 %	8.80 %
20°	65.02	153.01	6.50 %	15.30 %
25°	79.15	232.16	7.92 %	23.22 %
30°	90.05	322.21	9.01 %	32.22 %
35°	96.55	418.76	9.66 %	41.88 %
40°	98.10	516.86	9.81 %	51.69 %
45°	94.80	611.66	9.48 %	61.17 %
50°	87.02	698.69	8.70 %	69.87 %
55°	76.13	774.82	7.61 %	77.48 %
60°	64.12	838.94	6.41 %	83.89 %
65°	52.72	891.66	5.27 %	89.17 %
70°	42.15	933.82	4.22 %	93.38 %
75°	31.72	965.53	3.17 %	96.55 %
80°	21.16	986.70	2.12 %	98.67 %
85°	10.53	997.23	1.05 %	99.72 %
90°	2.77	1000.00	0.28 %	100.00 %
95°	0.00	1000.00	0.00 %	100.00 %
100°	0.00	1000.00	0.00 %	100.00 %
105°	0.00	1000.00	0.00 %	100.00 %
110°	0.00	1000.00	0.00 %	100.00 %
115°	0.00	1000.00	0.00 %	100.00 %
120°	0.00	1000.00	0.00 %	100.00 %
125°	0.00	1000.00	0.00 %	100.00 %
130°	0.00	1000.00	0.00 %	100.00 %
135°	0.00	1000.00	0.00 %	100.00 %
140°	0.00	1000.00	0.00 %	100.00 %
145°	0.00	1000.00	0.00 %	100.00 %
150°	0.00	1000.00	0.00 %	100.00 %
155°	0.00	1000.00	0.00 %	100.00 %
160°	0.00	1000.00	0.00 %	100.00 %
165°	0.00	1000.00	0.00 %	100.00 %
170°	0.00	1000.00	0.00 %	100.00 %
175°	0.00	1000.00	0.00 %	100.00 %
180°	0.00	1000.00	0.00 %	100.00 %

Luminaire
 Code 1675XX/XX
 Name PIN
Measurem.
 Code
 Name 2700K CRI 90

Luminaire Flux	192.18 lm	Luminaire Power	6.03 W	Efficacy	31.88 lm/W	Efficiency	100.00%
Sources Flux	192.18 lm	Maximum value	80.54 cd	Position	C=75.00 G=4.00	CG	Sym. on planes 270-90

Isolux (Floor)

Luminaire position X=0.00m Y=0.00m Z=2.50m

