

Luminaire

Code 6434
Name Colgante Teja Corto 90cm

Measurem.

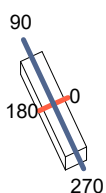
Code CL252A21F003GE3
Name Colgante Teja Corto 90cm

Luminaire Flux	1117.95 lm	Luminaire Power	24.70 W	Efficacy	45.26 lm/W	Efficiency	100.00%
Sources Flux	1117.95 lm	Maximum value	349.46 cd	Position	C=0.00 G=0.00	CG	Double Symmetrical
Rectangular Luminaire		Length	900 mm	Width	200 mm	Height	115 mm
Rectangular Luminous Area		Length	900 mm	Width	200 mm	Height	0 mm
Horizontal Luminous Area		0.180000 m2		Emitting area on Plane 180°		0.000000 m2	
Emitting area on Plane 0°		0.000000 m2		Emitting area on Plane 270°		0.000000 m2	
Emitting area on Plane 90°		0.000000 m2		Glare area at 76°		0.043546 m2	
Coordinate system		CG		Symmetry Type		Double Symmetrical	
Date		29-01-2021		Maximum Gamma Angle		180	
Measurement Distance		6.44		Measurement Flux		1117.95 lm	
Operator		ASSELUM		Rated Voltage		230.30 V	
Temperature		25.20 °C		Rated Current		0.11 A	
Humidity		37.50 %		Photocell		Prc	
Notes							

Luminaire Sources

Line	Code	Name	Flux [lm]	Pow. [W]	Q.ty
	LED STRIP 24.7W 750mA	LED STRIP 24.7W 750mA	1117.95	24.70	1
C.I.E.	44 76 95 96 100	D DIN 5040	A31		
F UTE	0.96 E + 0.04 T	B NBN	BZ 5		

900mm x 200mm



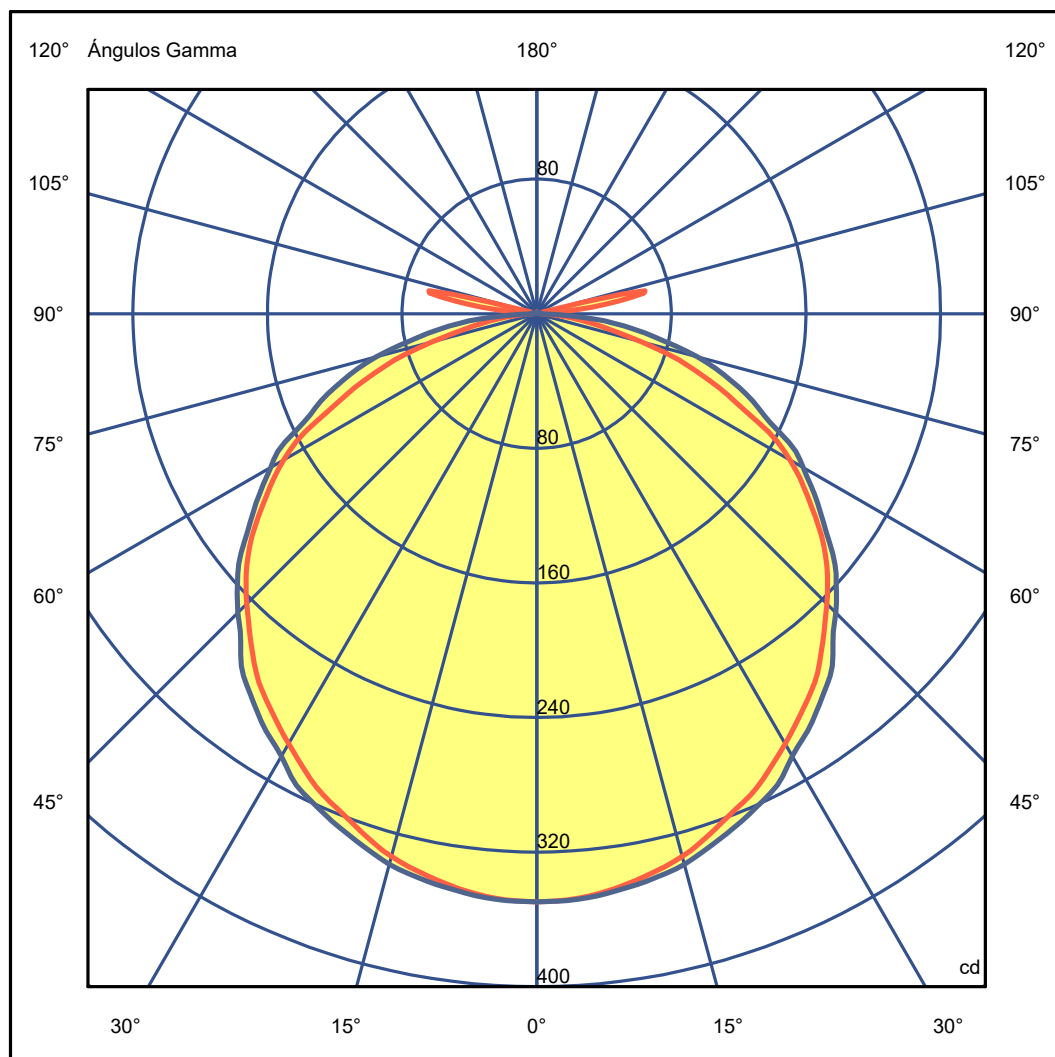
Semiplanos C

180.0 — 0.0
270.0 — 90.0

ULOR 4.23 %

DLOR 95.77 %

RN 4.23 %



Luminaire

Code 6434
Name Colgante Teja Corto 90cm

Measur.

Code CL252A21F003GE3
Name Colgante Teja Corto 90cm

Luminaire Flux	1117.95 lm	Luminaire Power	24.70 W	Efficacy	45.26 lm/W	Efficiency	100.00%
Sources Flux	1117.95 lm	Maximum value	349.46 cd	Position	C=0.00 G=0.00	CG Double Symmetrical	
Luminous Intensity Table cd Table 1/1							
	C 0.00	C 15.00	C 30.00	C 45.00	C 60.00	C 75.00	C 90.00
G 0.0	349.46	349.46	349.46	349.46	349.46	349.46	349.46
G 2.5	349.02	348.96	348.99	349.06	349.13	349.18	349.21
G 5.0	347.51	347.51	347.64	347.86	348.14	348.37	348.42
G 7.5	345.05	345.15	345.51	345.92	346.21	346.38	346.43
G 10.0	341.70	341.82	342.33	343.02	343.70	344.20	344.40
G 12.5	338.10	338.24	338.89	339.81	340.78	341.54	341.86
G 15.0	333.89	333.81	334.42	335.54	336.94	338.16	338.68
G 17.5	328.22	328.60	329.53	330.82	332.10	333.40	333.87
G 20.0	321.66	321.97	323.28	325.11	326.73	328.33	329.06
G 22.5	316.00	316.10	317.12	318.91	320.99	323.21	324.13
G 25.0	310.18	309.90	310.65	312.47	315.21	317.80	318.95
G 27.5	302.58	302.32	302.98	304.96	308.31	311.60	313.09
G 30.0	295.07	295.11	296.05	297.85	300.36	302.66	303.55
G 32.5	287.56	286.94	287.47	289.33	292.42	295.45	296.82
G 35.0	280.21	279.29	279.38	281.01	284.31	287.73	289.30
G 37.5	272.66	271.12	270.63	272.05	275.68	279.63	281.49
G 40.0	262.95	261.67	261.14	262.53	266.60	271.11	273.25
G 42.5	253.03	251.79	251.62	253.02	255.86	259.13	260.57
G 45.0	243.75	242.03	241.25	242.35	245.80	249.62	251.25
G 47.5	234.40	232.62	231.74	232.71	236.05	239.80	241.42
G 50.0	224.12	221.90	220.71	221.65	225.19	229.28	231.24
G 52.5	212.37	210.83	209.90	210.57	213.38	216.60	218.03
G 55.0	198.99	197.46	197.18	198.48	201.48	204.61	205.79
G 57.5	186.84	185.13	184.56	185.80	189.17	192.83	194.23
G 60.0	173.70	171.99	171.66	173.29	177.18	181.15	182.69
G 62.5	158.42	157.03	157.15	159.50	164.25	169.15	171.41
G 65.0	136.90	138.11	141.57	145.81	149.54	152.12	153.08
G 67.5	119.80	121.45	125.68	130.97	135.17	139.16	140.88
G 70.0	102.28	104.23	108.92	115.02	120.38	125.54	127.87
G 72.5	85.12	86.32	90.81	97.50	105.09	111.41	114.05
G 75.0	64.63	67.75	72.68	78.46	87.41	95.30	98.69
G 77.5	47.33	48.40	52.78	59.99	69.06	77.04	80.47
G 80.0	33.89	34.10	36.89	43.01	52.36	61.28	65.25
G 82.5	22.87	22.64	24.63	29.70	37.85	45.78	49.34
G 85.0	13.27	12.62	13.50	17.13	23.86	30.71	33.85
G 87.5	6.45	6.62	7.52	9.09	11.18	13.06	13.87
G 90.0	2.07	3.64	5.26	6.07	5.54	4.42	3.80
G 92.5	4.98	8.83	11.74	11.97	8.77	4.37	2.15
G 95.0	17.90	23.68	27.83	26.60	18.06	7.62	2.53
G 97.5	37.37	41.03	43.25	40.54	26.34	10.03	2.24
G100.0	57.39	49.55	39.28	28.91	16.27	6.17	2.04
G102.5	61.08	43.29	23.34	7.80	1.33	1.00	1.97
G105.0	7.31	7.44	8.20	8.02	5.92	3.25	1.93
G107.5	1.00	4.00	7.28	8.65	6.76	3.58	1.89
G110.0	0.89	4.14	7.69	9.16	7.11	3.67	1.85
G112.5	0.87	4.24	7.91	9.44	7.29	3.69	1.79
G115.0	0.89	4.35	8.12	9.66	7.43	3.71	1.74
G117.5	0.89	4.34	8.09	9.61	7.33	3.57	1.58
G120.0	0.89	4.29	7.98	9.45	7.16	3.39	1.41
G122.5	0.93	4.25	7.85	9.24	6.89	3.10	1.11
G125.0	0.93	4.04	7.41	8.69	6.45	2.84	0.96
G127.5	0.93	3.80	6.89	8.04	5.92	2.56	0.81
G130.0	0.96	3.59	6.41	7.44	5.48	2.38	0.76
G132.5	0.98	3.25	5.69	6.57	4.86	2.16	0.76
G135.0	1.00	2.78	4.71	5.40	4.04	1.89	0.77
G137.5	1.00	2.45	3.98	4.52	3.40	1.67	0.77
G140.0	1.01	2.20	3.44	3.86	2.93	1.51	0.77
G142.5	1.03	1.93	2.85	3.15	2.43	1.34	0.77
G145.0	1.04	1.72	2.40	2.60	2.04	1.20	0.77
G147.5	1.05	1.54	2.03	2.16	1.73	1.10	0.77
G150.0	1.05	1.40	1.73	1.80	1.48	1.01	0.77
G152.5	1.05	1.28	1.49	1.52	1.29	0.96	0.80
G155.0	1.05	1.19	1.30	1.30	1.14	0.93	0.81
G157.5	1.03	1.11	1.17	1.16	1.04	0.88	0.81
G160.0	1.00	1.04	1.08	1.07	0.98	0.89	0.84
G162.5	0.99	1.01	1.02	1.00	0.94	0.87	0.83
G165.0	0.96	0.97	0.98	0.97	0.92	0.87	0.84
G167.5	0.92	0.94	0.95	0.94	0.91	0.86	0.84
G170.0	0.89	0.91	0.93	0.94	0.90	0.86	0.84
G172.5	0.89	0.91	0.92	0.92	0.90	0.86	0.84
G175.0	0.89	0.90	0.91	0.91	0.90	0.88	0.86
G177.5	0.89	0.90	0.91	0.91	0.89	0.87	0.86
G180.0	0.89	0.89	0.89	0.89	0.89	0.89	0.89

Luminaire

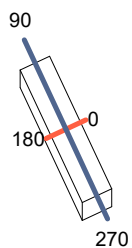
Code 6434
Name Colgante Teja Corto 90cm

Measurem.

Code CL252A21F003GE3
Name Colgante Teja Corto 90cm

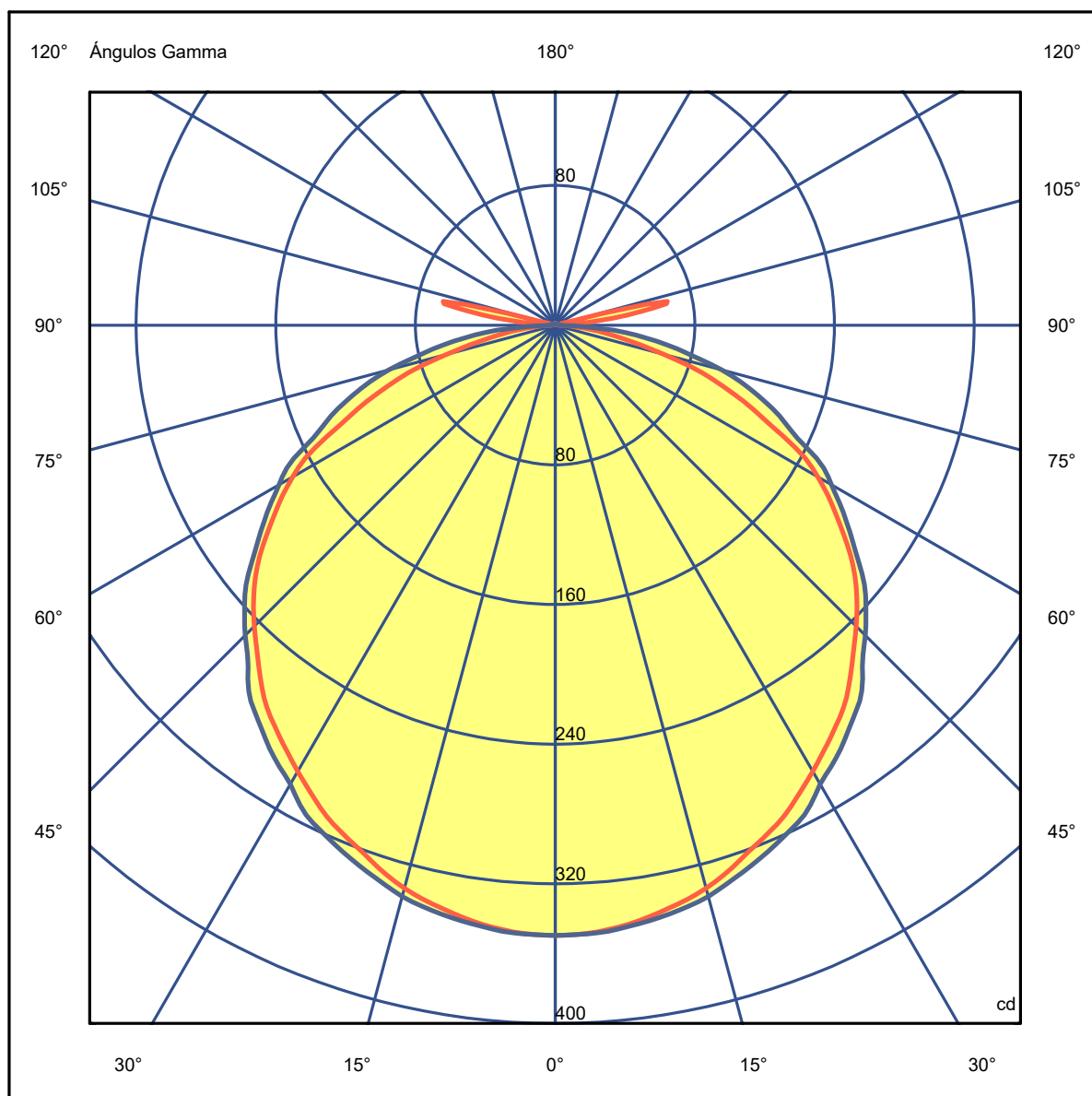
Luminaire Flux	1117.95 lm	Luminaire Power	24.70 W	Efficacy	45.26 lm/W	Efficiency	100.00%
Sources Flux	1117.95 lm	Maximum value	349.46 cd	Position	C=0.00 G=0.00	CG	Double Symmetrical

900mm x 200mm



Semiplanos C

180.0 — 0.0
270.0 — 90.0



Luminaire

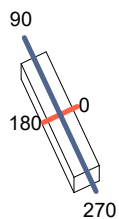
Code 6434
Name Colgante Teja Corto 90cm

Measurem.

Code CL252A21F003GE3
Name Colgante Teja Corto 90cm

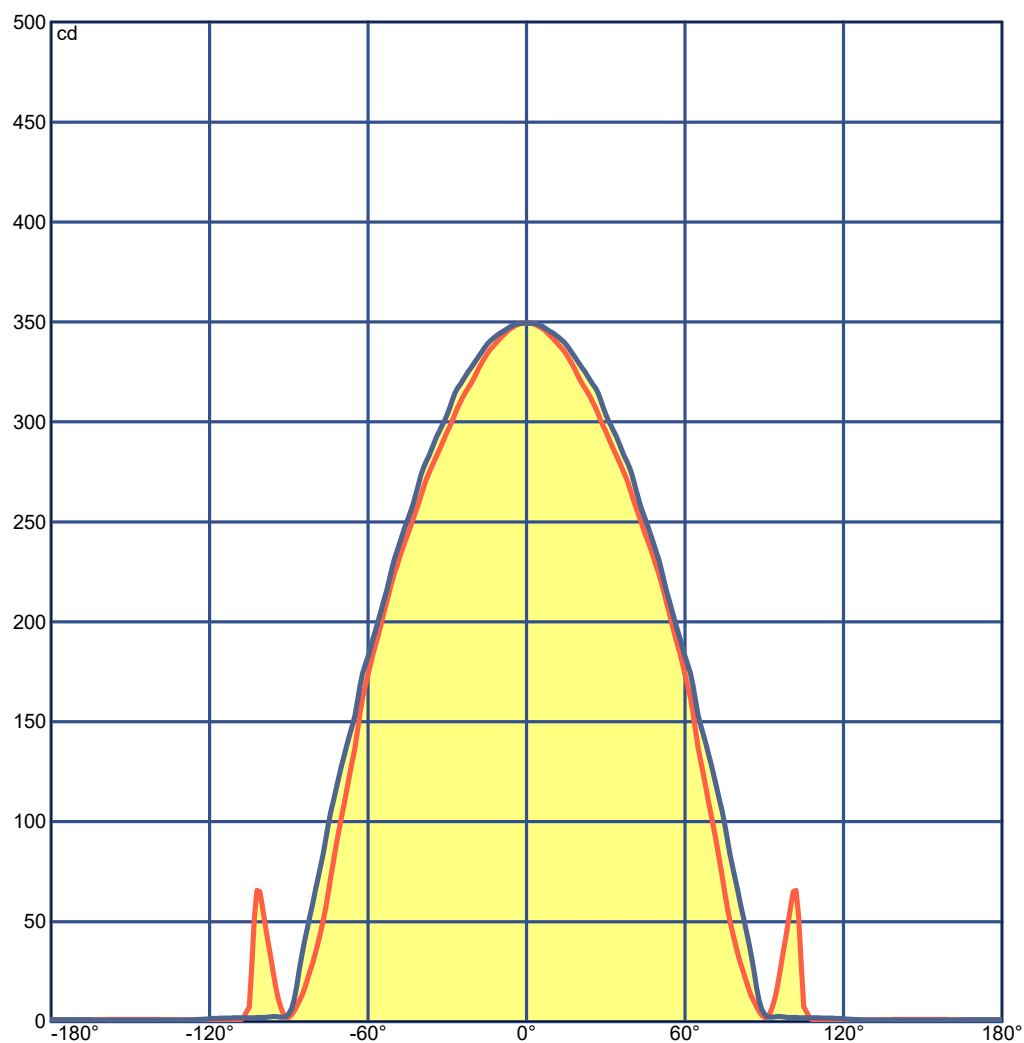
Luminaire Flux	1117.95 lm	Luminaire Power	24.70 W	Efficacy	45.26 lm/W	Efficiency	100.00%
Sources Flux	1117.95 lm	Maximum value	349.46 cd	Position	C=0.00 G=0.00	CG Double Symmetrical	

900mm x 200mm



Semiplanos C

180.0 ————— 0.0
270.0 ————— 90.0



Luminaire

Code 6434
Name Colgante Teja Corto 90cm

Measurem.

Code CL252A21F003GE3
Name Colgante Teja Corto 90cm

Luminaire Flux	1117.95 lm	Luminaire Power	24.70 W	Efficacy	45.26 lm/W	Efficiency	100.00%
Sources Flux	1117.95 lm	Maximum value	349.46 cd	Position	C=0.00 G=0.00	CG	Double Symmetrical

UGR
S = 0.250

Reflectancies										
Ceiling/Cavity	0.7	0.7	0.5	0.5	0.3	0.7	0.7	0.5	0.5	0.3
Walls	0.5	0.3	0.5	0.3	0.3	0.5	0.3	0.5	0.3	0.3
Working Plane	0.2	0.2	0.2	0.2	0.2	0.2	0.2	0.2	0.2	0.2
Room Dimensions										
Room Dimensions	Lateral View					Viewed Endwise				
x=2H y=2H	14.7	16.0	15.1	16.4	16.7	15.0	16.3	15.4	16.6	17.0
x=2H y=3H	16.3	17.5	16.7	17.8	18.2	16.9	18.1	17.3	18.5	18.8
x=2H y=4H	16.8	17.9	17.2	18.3	18.7	17.8	18.9	18.2	19.3	19.7
x=2H y=6H	17.1	18.1	17.5	18.5	18.9	18.5	19.5	18.9	19.9	20.3
x=2H y=8H	17.2	18.2	17.6	18.6	19.0	18.8	19.8	19.2	20.2	20.6
x=2H y=12H	17.2	18.2	17.6	18.6	19.0	19.0	19.9	19.4	20.3	20.8
x=4H y=2H	15.5	16.6	15.9	17.0	17.3	15.7	16.8	16.1	17.2	17.6
x=4H y=3H	17.2	18.2	17.7	18.6	19.0	17.8	18.8	18.3	19.2	19.6
x=4H y=4H	17.9	18.7	18.3	19.1	19.6	18.8	19.7	19.3	20.1	20.5
x=4H y=6H	18.2	19.0	18.7	19.4	19.9	19.6	20.4	20.1	20.8	21.3
x=4H y=8H	18.3	19.0	18.8	19.5	20.0	20.0	20.6	20.5	21.1	21.6
x=4H y=12H	18.4	19.0	18.9	19.5	20.0	20.2	20.9	20.8	21.4	21.9
x=8H y=4H	18.2	18.9	18.7	19.4	19.9	19.0	19.7	19.5	20.2	20.7
x=8H y=6H	18.7	19.2	19.2	19.7	20.3	20.0	20.6	20.5	21.1	21.6
x=8H y=8H	18.8	19.3	19.4	19.8	20.4	20.5	20.9	21.0	21.5	22.0
x=8H y=12H	18.9	19.3	19.5	19.9	20.5	20.8	21.3	21.4	21.8	22.4
x=12H y=4H	18.9	19.5	19.4	20.0	20.5	19.3	19.9	19.8	20.4	20.9
x=12H y=6H	19.3	19.8	19.9	20.3	20.9	20.2	20.7	20.7	21.2	21.8
x=12H y=8H	19.5	19.9	20.0	20.4	21.0	20.6	21.1	21.2	21.6	22.2

Luminaire

Code 6434
Name Colgante Teja Corto 90cm

Measurem.

Code CL252A21F003GE3
Name Colgante Teja Corto 90cm

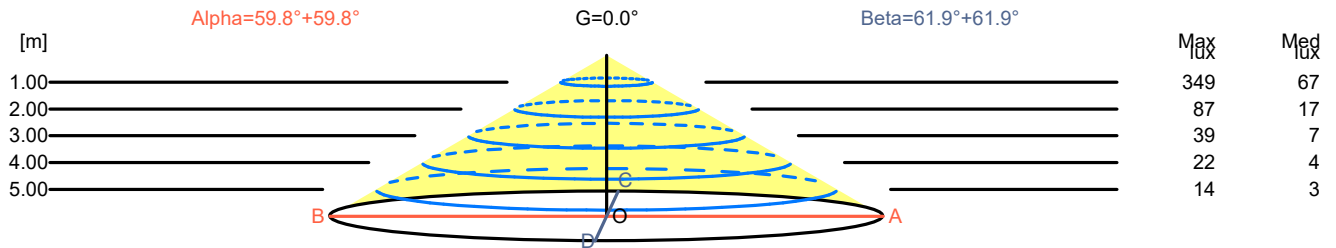
Luminaire Flux	1117.95 lm	Luminaire Power	24.70 W	Efficacy	45.26 lm/W	Efficiency	100.00%
Sources Flux	1117.95 lm	Maximum value	349.46 cd	Position	C=0.00 G=0.00	CG Double Symmetrical	

Width at 50.00 % of Max Intensity

H[m]	1.00	2.00	3.00	4.00	5.00	H[m]	1.00	2.00	3.00	4.00	5.00
OA	1.72	3.44	5.16	6.88	8.59	OC	1.87	3.74	5.62	7.49	9.36
OB	1.72	3.44	5.16	6.88	8.59	OD	1.87	3.74	5.62	7.49	9.36

Luminous Intensities [cd]

	0	5	15	25	35	45	55	65	75	85
OA	349.46	347.51	333.89	310.18	280.21	243.75	198.99	136.90	64.63	13.27
OB	349.46	347.51	333.89	310.18	280.21	243.75	198.99	136.90	64.63	13.27
OC	349.46	348.42	338.68	318.95	289.30	251.25	205.79	153.08	98.69	33.85
OD	349.46	348.42	338.68	318.95	289.30	251.25	205.79	153.08	98.69	33.85



H[m]	D[m]	Max lux	Med lux	Alpha=59.8°+59.8°	G=0.0	
1.00	3.44	349	67			
2.00	6.88	87	17			
3.00	10.31	39	7			
4.00	13.75	22	4			
5.00	17.19	14	3			

H[m]	D[m]	Max lux	Med lux	Beta=61.9°+61.9°	G=0.0	
1.00	3.74	349	67			
2.00	7.49	87	17			
3.00	11.23	39	7			
4.00	14.98	22	4			
5.00	18.72	14	3			

Luminaire

Code 6434
Name Colgante Teja Corto 90cm

Measurem.

Code CL252A21F003GE3
Name Colgante Teja Corto 90cm

Luminaire Flux	1117.95 lm	Luminaire Power	24.70 W	Efficacy	45.26 lm/W	Efficiency	100.00%
Sources Flux	1117.95 lm	Maximum value	349.46 cd	Position	C=0.00 G=0.00	CG Double Symmetrical	

Flujo Total=1117.95 Flujo Luminaria=1117.95

RI	0.60	0.80	1.00	1.25	1.50	2.00	2.50	3.00	4.00	5.00	10.00	20.00
DRR	0.29	0.37	0.44	0.52	0.57	0.66	0.72	0.76	0.82	0.85	0.92	0.96
RC	5	5	5	5	5	5	5	5	5	5	5	5

Flujo Zonal por 1000 Lúmenes

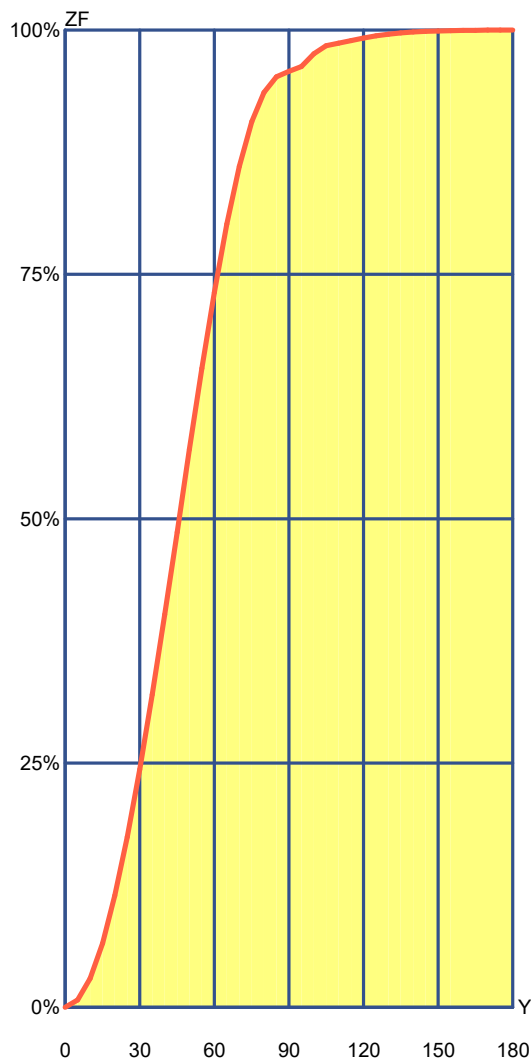
Y°	10	20	30	40	50	60	70	80	90	100	110	120	130	140	150	160	170	180
ZF(Y)	30	114	243	402	571	731	860	936	958	976	987	992	996	998	999	1000	1000	1000

Códigos de Flujo C.I.E.

44 76 95 96 100

C.I.E. 5
D DIN 5040 A31
F UTE 0.96 E + 0.04 T
B NBN BZ 5
RN 4.23312 %
BLF 1.0

LOR 100.00000 %
ULOR 4.23312 %
DLOR 95.76688 %
UFF 4.23312 %
DFF 95.76688 %
FFR 4.42023 %



Flujo Zonal				
Gamma °	Flujo	Suma lm	Flujo [%]	Suma [%]
0°	0.00	0.00	0.00 %	0.00 %
5°	7.46	7.46	0.75 %	0.75 %
10°	22.11	29.56	2.21 %	2.96 %
15°	36.03	65.59	3.60 %	6.56 %
20°	48.73	114.32	4.87 %	11.43 %
25°	59.89	174.21	5.99 %	17.42 %
30°	69.28	243.49	6.93 %	24.35 %
35°	76.53	320.02	7.65 %	32.00 %
40°	81.80	401.82	8.18 %	40.18 %
45°	84.37	486.19	8.44 %	48.62 %
50°	84.86	571.05	8.49 %	57.11 %
55°	82.64	653.69	8.26 %	65.37 %
60°	77.69	731.38	7.77 %	73.14 %
65°	70.08	801.47	7.01 %	80.15 %
70°	58.99	860.45	5.90 %	86.05 %
75°	45.83	906.29	4.58 %	90.63 %
80°	29.95	936.24	3.00 %	93.62 %
85°	16.03	952.27	1.60 %	95.23 %
90°	5.40	957.67	0.54 %	95.77 %
95°	4.90	962.57	0.49 %	96.26 %
100°	13.08	975.65	1.31 %	97.57 %
105°	8.47	984.12	0.85 %	98.41 %
110°	2.61	986.73	0.26 %	98.67 %
115°	2.56	989.29	0.26 %	98.93 %
120°	2.47	991.76	0.25 %	99.18 %
125°	2.21	993.98	0.22 %	99.40 %
130°	1.83	995.80	0.18 %	99.58 %
135°	1.40	997.20	0.14 %	99.72 %
140°	0.95	998.15	0.09 %	99.81 %
145°	0.63	998.78	0.06 %	99.88 %
150°	0.42	999.20	0.04 %	99.92 %
155°	0.28	999.49	0.03 %	99.95 %
160°	0.20	999.68	0.02 %	99.97 %
165°	0.14	999.83	0.01 %	99.98 %
170°	0.10	999.92	0.01 %	99.99 %
175°	0.06	999.98	0.01 %	100.00 %
180°	0.02	1000.00	0.00 %	100.00 %

Luminaire

Code 6434
Name Colgante Teja Corto 90cm

Measurem.

Code CL252A21F003GE3
Name Colgante Teja Corto 90cm

Luminaire Flux	1117.95 lm	Luminaire Power	24.70 W	Efficacy	45.26 lm/W	Efficiency	100.00%
Sources Flux	1117.95 lm	Maximum value	349.46 cd	Position	C=0.00 G=0.00	CG Double Symmetrical	

Isolux (Floor)

Luminaire position X=0.00m Y=0.00m Z=2.50m

